

Regional GENDER SITUATIONER Eastern Visayas

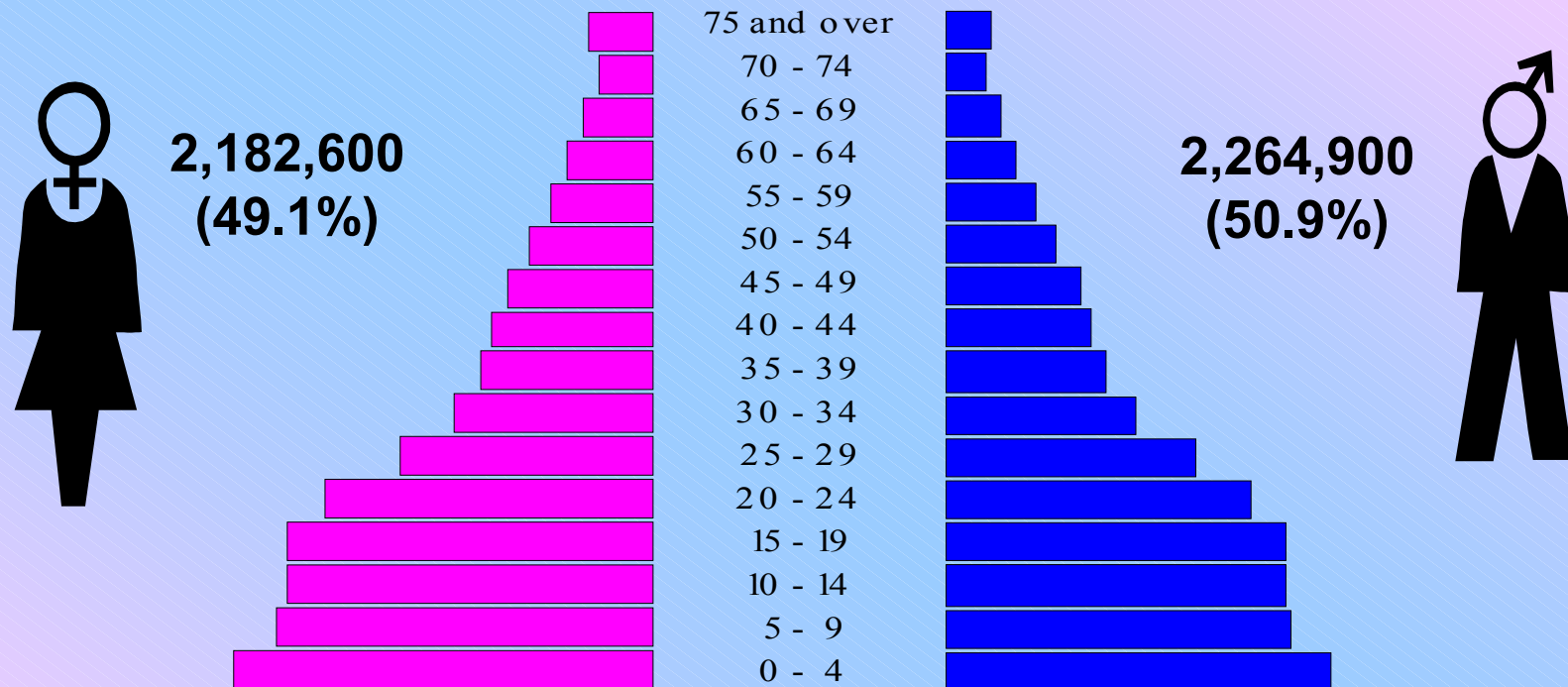


**2
0
1
1**

Prepared by the National Statistical Coordination Board

Population

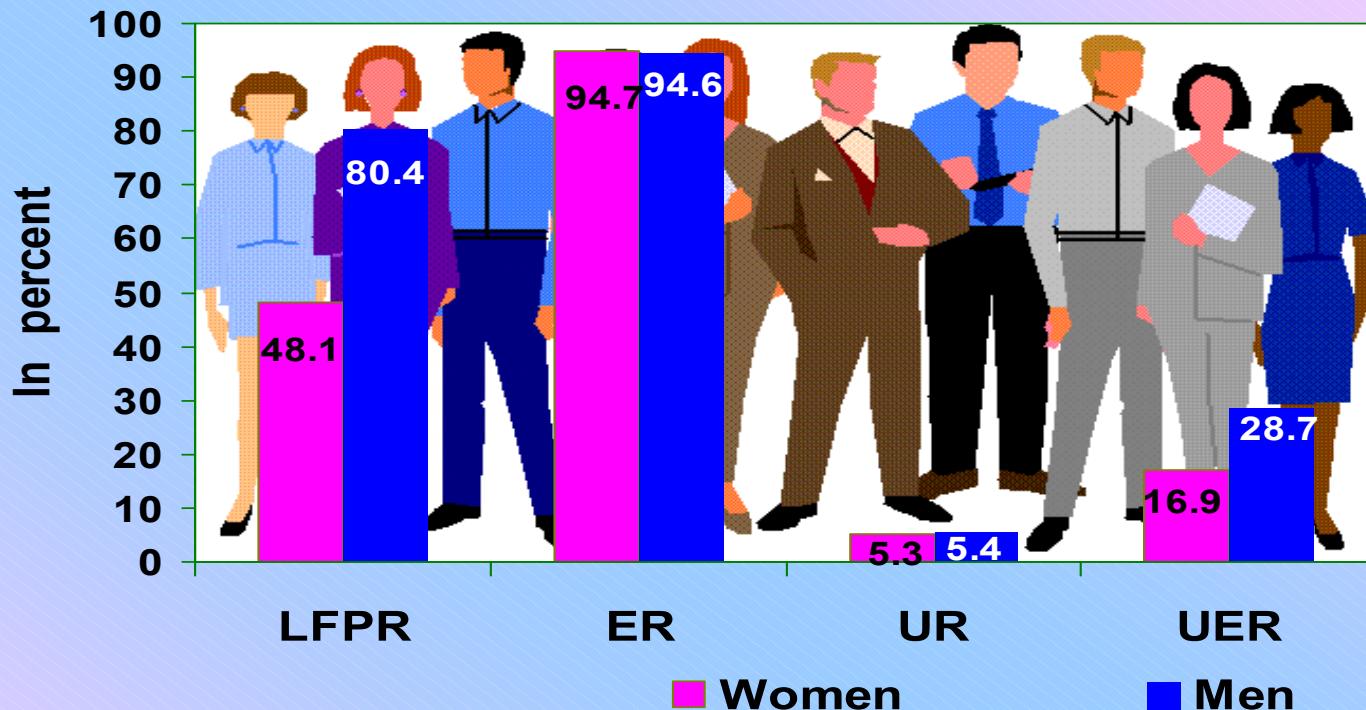
PROJECTED POPULATION BY SEX AND AGE GROUP REGION VIII: CY 2010



Source: National Statistics Office

The population of the region is relatively young as shown by the broad-based pyramid. There are more men than women in 2010. Sex ratio is registered at 104 men for every 100 women.

EMPLOYMENT STATUS July 2010

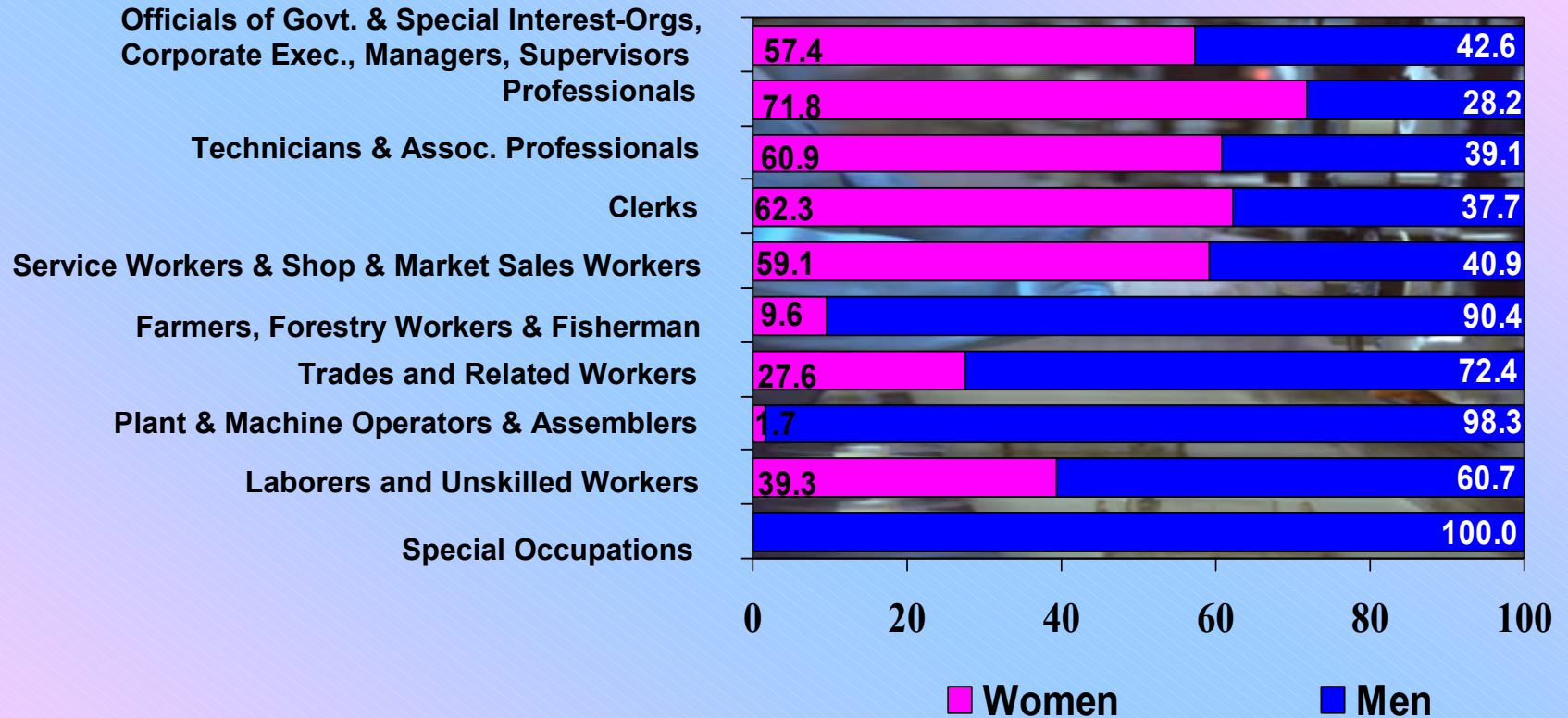


There were more men (80.4%) than women (48.1%) in the labor force in July 2010.

Unemployment rate of women (5.3%) was slightly lower than that of men (5.4%).

Work

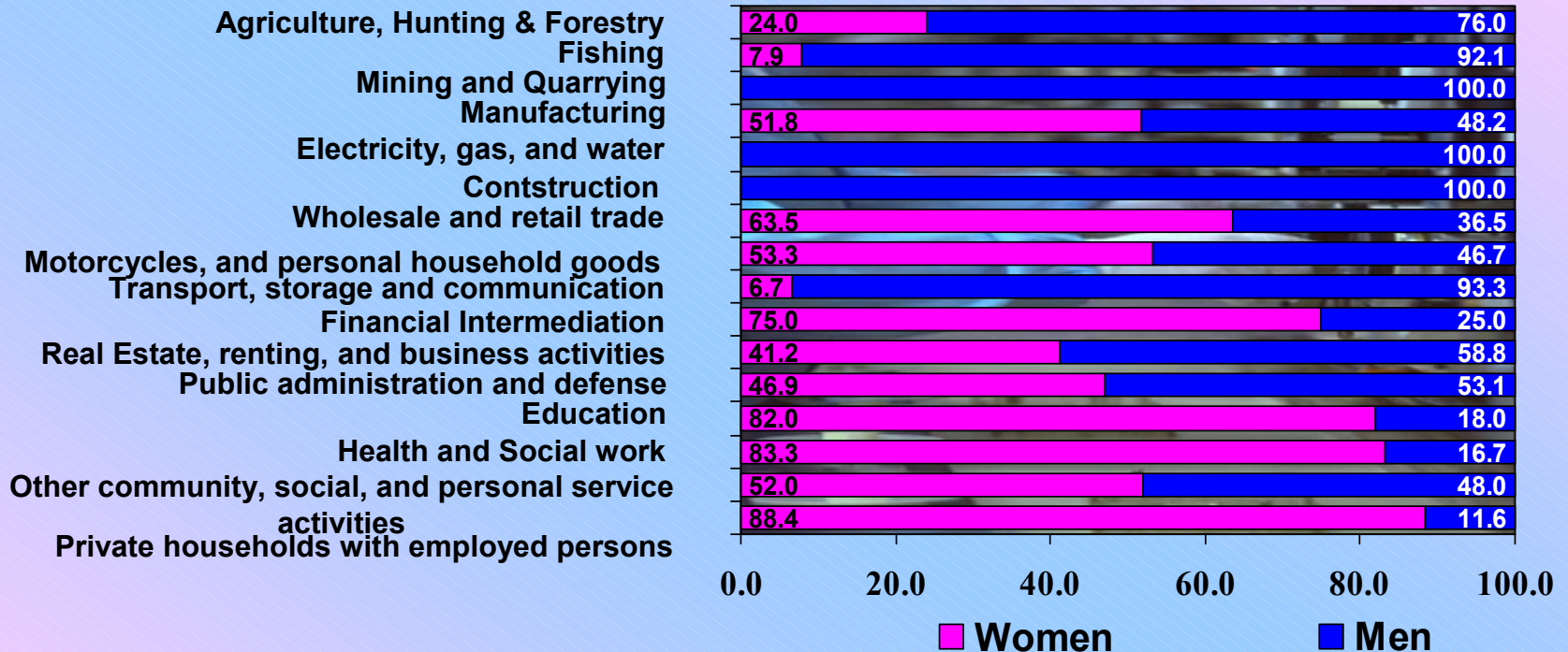
EMPLOYMENT BY MAJOR OCCUPATION GROUP July 2010



Source: National Statistics Office

White collar jobs were dominated by women while blue collar jobs were dominated by men.

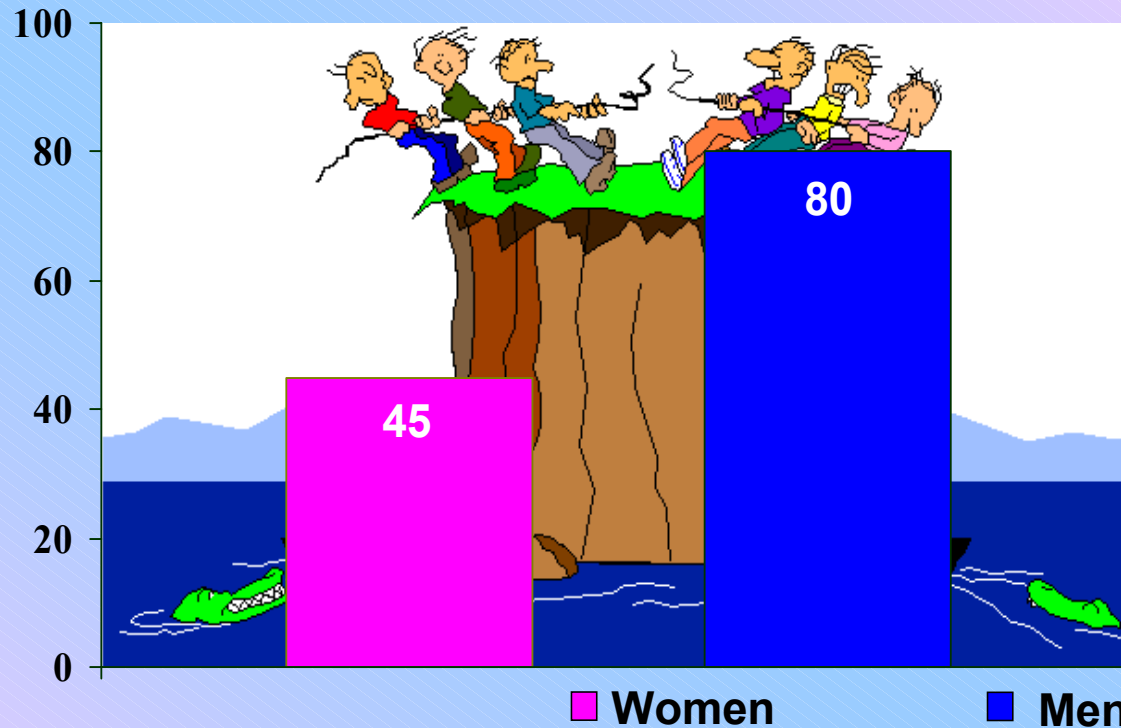
EMPLOYMENT BY MAJOR INDUSTRY GROUP July 2010



Source: National Statistics Office

There were more women employed in Private Households, Health and Social Work, Education, Financial Intermediation, and Wholesale and Retail Trade, while there were more men employed in Mining and Quarrying, EGW, TSC, Construction, Fishing, Agriculture, Hunting and Forestry.

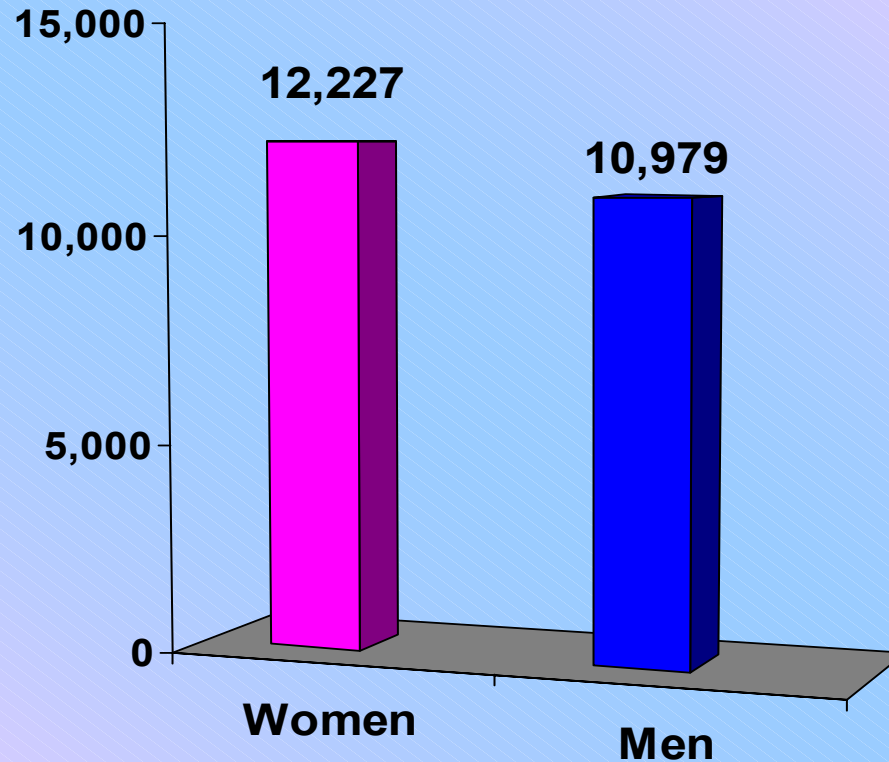
NUMBER OF WORKERS TERMINATED DUE TO CLOSURE/RETRENCHMENTS: 2010



Source: Department of Labor and Employment

There were more men (80) than women (45) workers terminated due to closure or retrenchments of private establishments in the region in 2010.

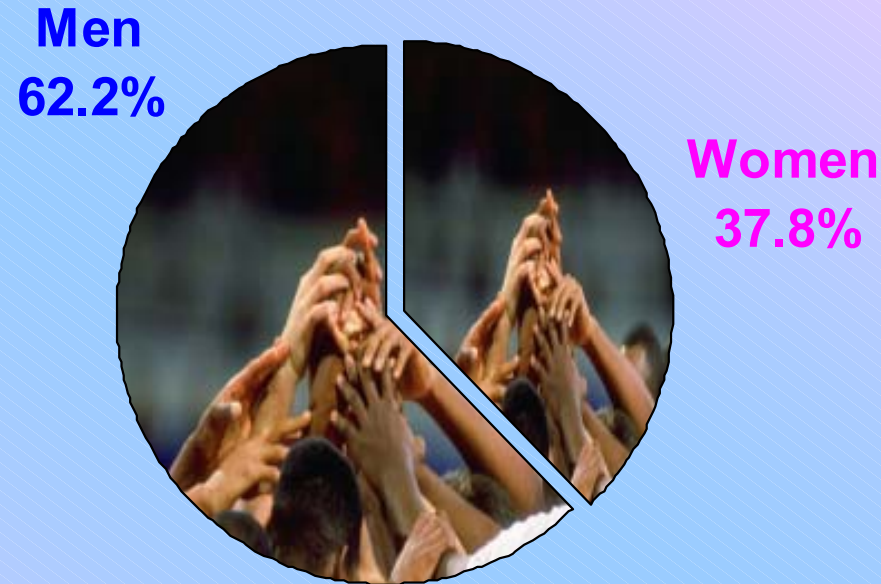
NUMBER OF REGISTERED JOB APPLICANTS IN PUBLIC EMPLOYMENT SERVICE OFFICE CY 2010



Source: Department of Labor and Employment

Women job applicants (12,227) outnumbered men job applicants (10,979) in DOLE's Public Employment Service Offices (PESO) in the region in 2010.

MEMBERSHIP IN WORKERS ORGANIZATIONS CY 2010



Source: Department of Labor and Employment

Nearly two-thirds or 62.2% of the 85,635 members of workers organizations in the region in 2010 were men.

Entrepreneurship


SMALL AND MEDIUM ENTERPRISE (SME) OWNERS CY 2010



Source: Department of Trade and Industry

Of the 6,632 SME owners in Region VIII, more than half or 55.0% were women.

PROPORTION OF SEA-K PROJECT BENEFICIARIES CY 2010

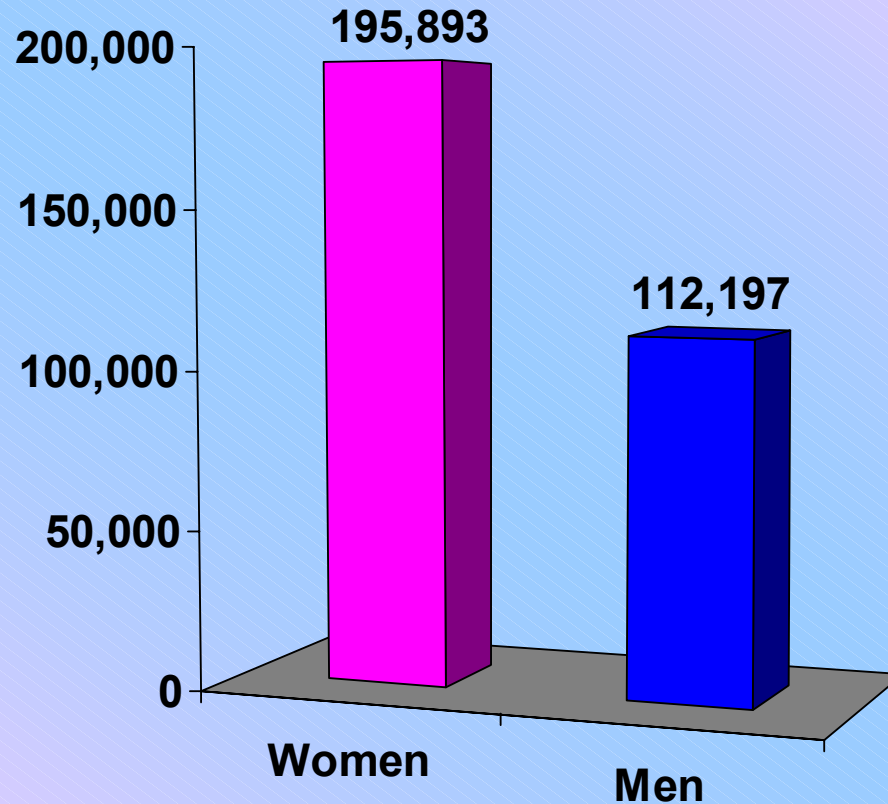


Source: Department of Social Welfare and Development

Almost four-fifths or 78.6% of the 1,472 Self-Employment Assistance - Kaunlaran (SEA-K) Project beneficiaries of the DSWD were women.

Entrepreneurship

MEMBERSHIP IN OPERATING COOPERATIVES: 2010



Source: Cooperative Development Authority

Almost two-thirds or 63.6% of the 308,090 members of operating cooperatives in the region were women.

Agriculture

HOLDERS OF CERTIFICATE OF LAND OWNERSHIP AWARD (CLOA) 2010

Women
37.6%



Men
62.4%

Source: Department of Agrarian Reform

Men comprised the majority or 62.4% of the 3,018 CLOA holders in 2010.

Agriculture

AGRARIAN REFORM BENEFICIARIES (ARBs) 2010

Women
37.2%

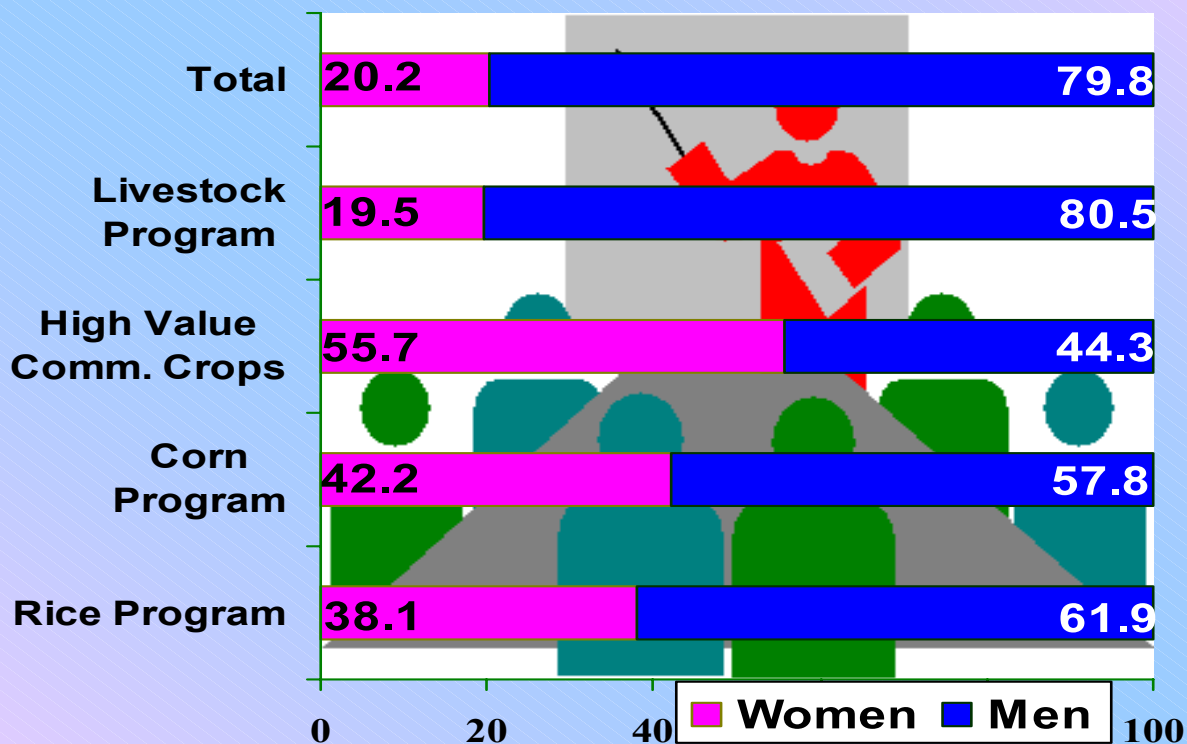


Men
62.8%

Source: Department of Agrarian Reform

Men comprised the majority or 62.8% of the 4,012 Agrarian Reform beneficiaries in 2010.

BENEFICIARIES/TRAINEES OF DA PROGRAMS CY 2010

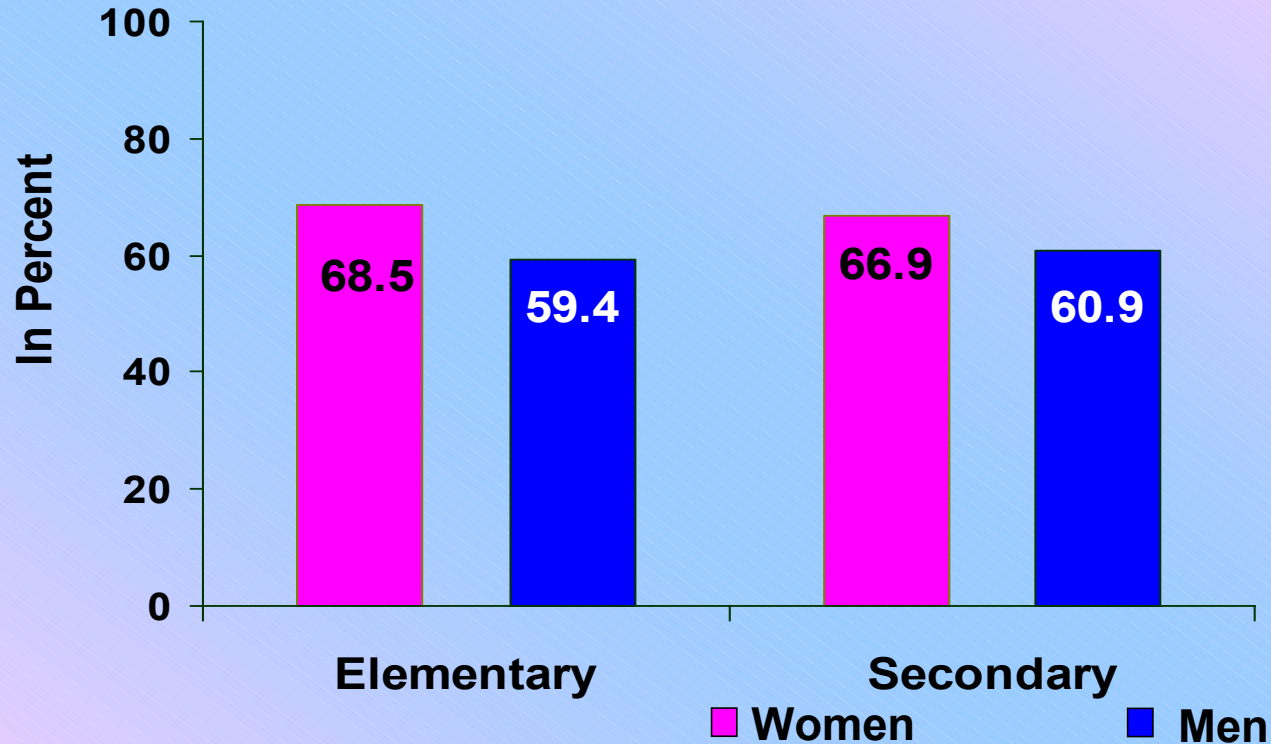


Source: Department of Agriculture

Of the 138,296 beneficiaries/trainees of the various programs of DA in 2010, around 79.8% were men while only 20.2% were women.

Education

COHORT SURVIVAL RATE IN PUBLIC ELEMENTARY AND SECONDARY SCHOOLS: SY 2009-2010

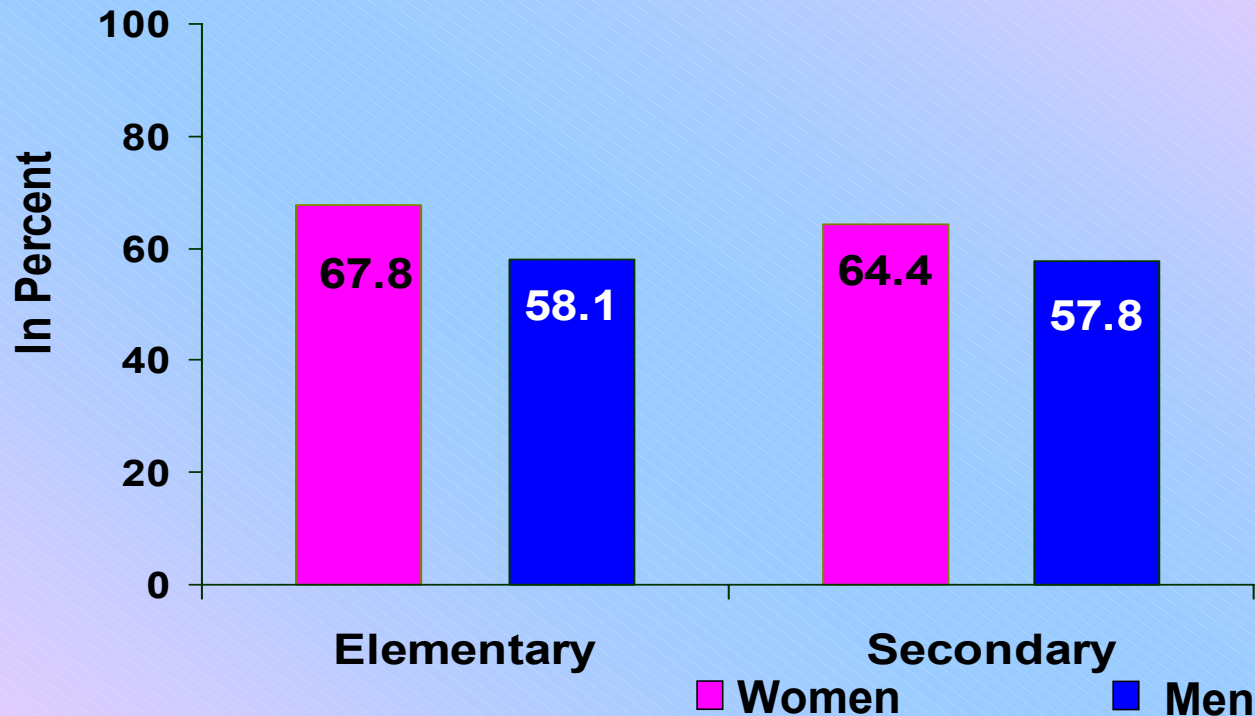


Source: Department of Education

In SY 2009-2010, girls posted higher cohort survival rates than boys in both public elementary and secondary schools.

Education

COMPLETION RATE IN PUBLIC ELEMENTARY AND SECONDARY SCHOOLS: SY 2009-2010



Source: Department of Education

In SY 2009-2010, girls posted higher completion rates than boys in both public elementary and secondary schools.

CONTRACEPTIVE PREVALENCE RATE BY METHOD USED, REGION VIII: 1993-2008

Type of Method Used	1993	1998	2003	2008
Any Method	35.9	37.5	44.4	47.5
Modern Methods	18.2	16.8	26.8	27.7
Pill	6.0	4.4	9.7	14.5
IUD	1.8	1.8	2.9	2.8
Injectables	...	1.8	2.9	1.2
Condom	0.2	1.1	1.2	1.4
Female Ligation	10.2	7.3	9.9	7.6
Other Methods	...	0.4	0.2	0.2
Traditional	17.8	20.7	17.6	19.6
Calendar/Rhythm/ Periodic Abstinence	9.8	10.4	8.2	7.1
Withdrawal	6.6	9.8	8.0	11.5
Other Methods	1.4	0.5	1.4	1.0
Not Currently Using	64.1	62.5	55.6	52.5

Source: National Statistics Office

Majority of currently married women aged 15-49 years old are not using any contraceptive method. However, the number has continuously declined from 64.1% in 1993 to 52.5% in 2008.

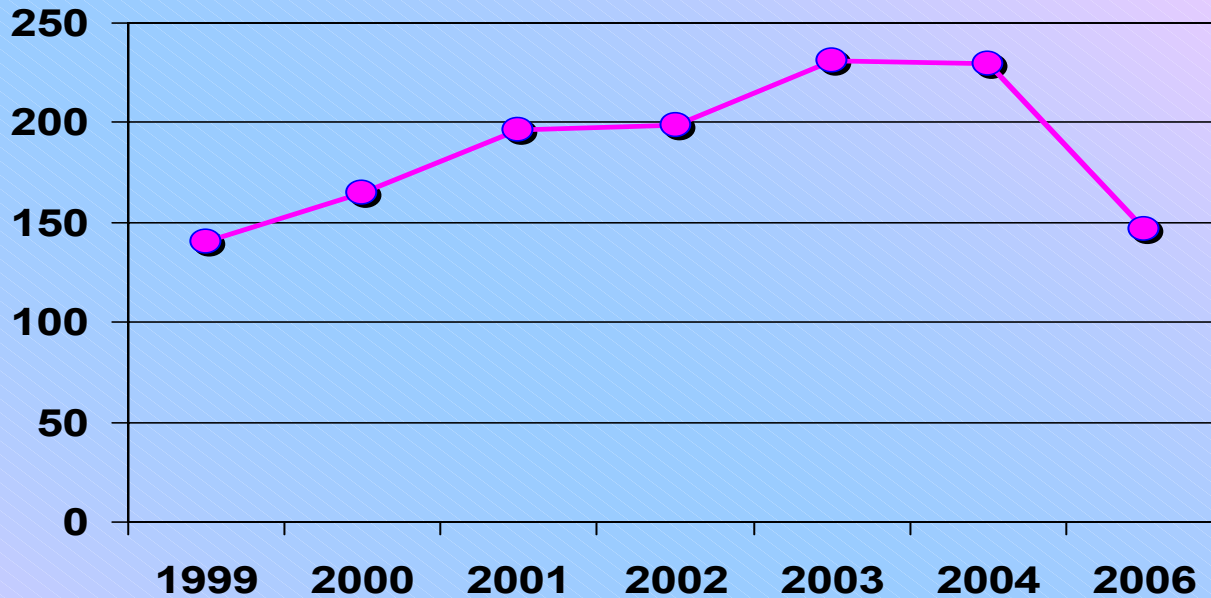
VICTIMS OF SEXUALLY TRANSMITTED DISEASES: 2010

Type of Disease	Women	Men
Victims of Sexually Transmitted Diseases	498	37
Gonorrhea	45	32
Non-gonococcal Infections	382	3
Bacterial Vaginosis	18	..
Trichomoniasis	42	..
Genital Warts	11	2

Source: DOH-CHD Eastern Visayas

Most of the victims of sexually transmitted diseases as reported by social hygiene clinics in the region were women.

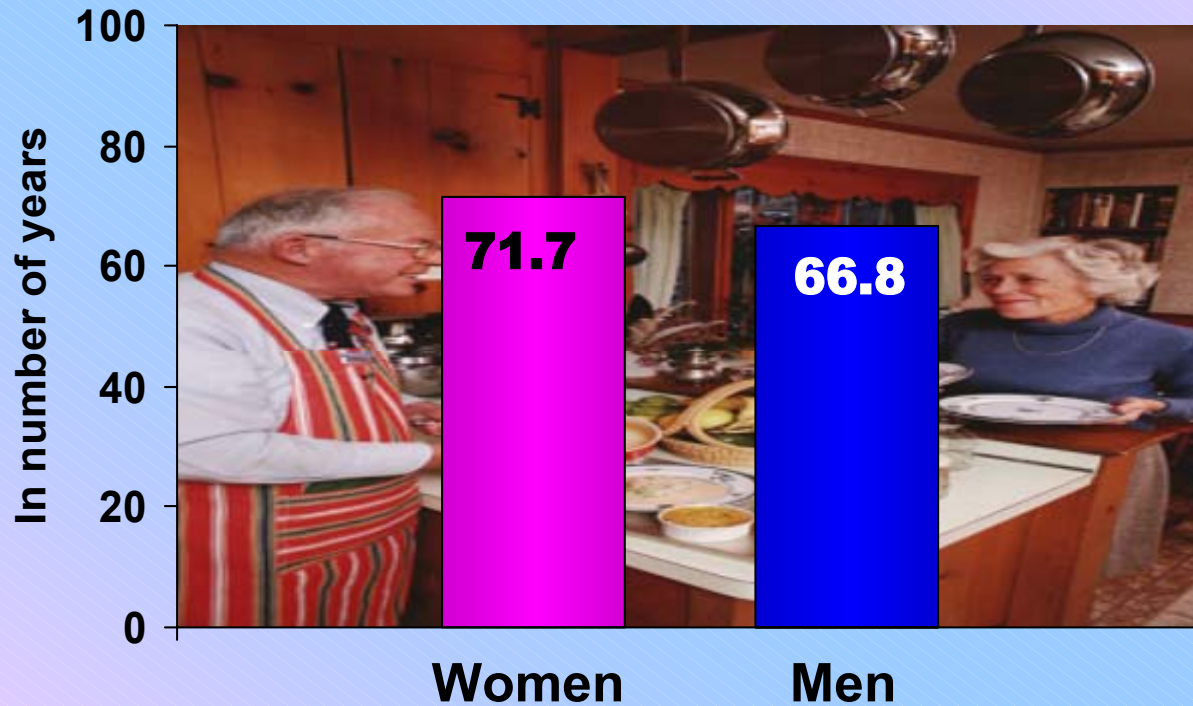
MATERNAL MORTALITY RATE: 1999-2006



Source: National Statistics Office

Maternal mortality rate increased significantly from 1999 to 2004. However, it declined significantly by 83 maternal deaths per 100,000 live births from 2004 to 2006.

PROJECTED LIFE EXPECTANCY AT BIRTH 2010-2015



Source: National Statistics Office

Women live longer than men. Based on projections, women outlive men by an average of five years.

Social Welfare

NUMBER OF CASES SERVED BY DSWD: 2010

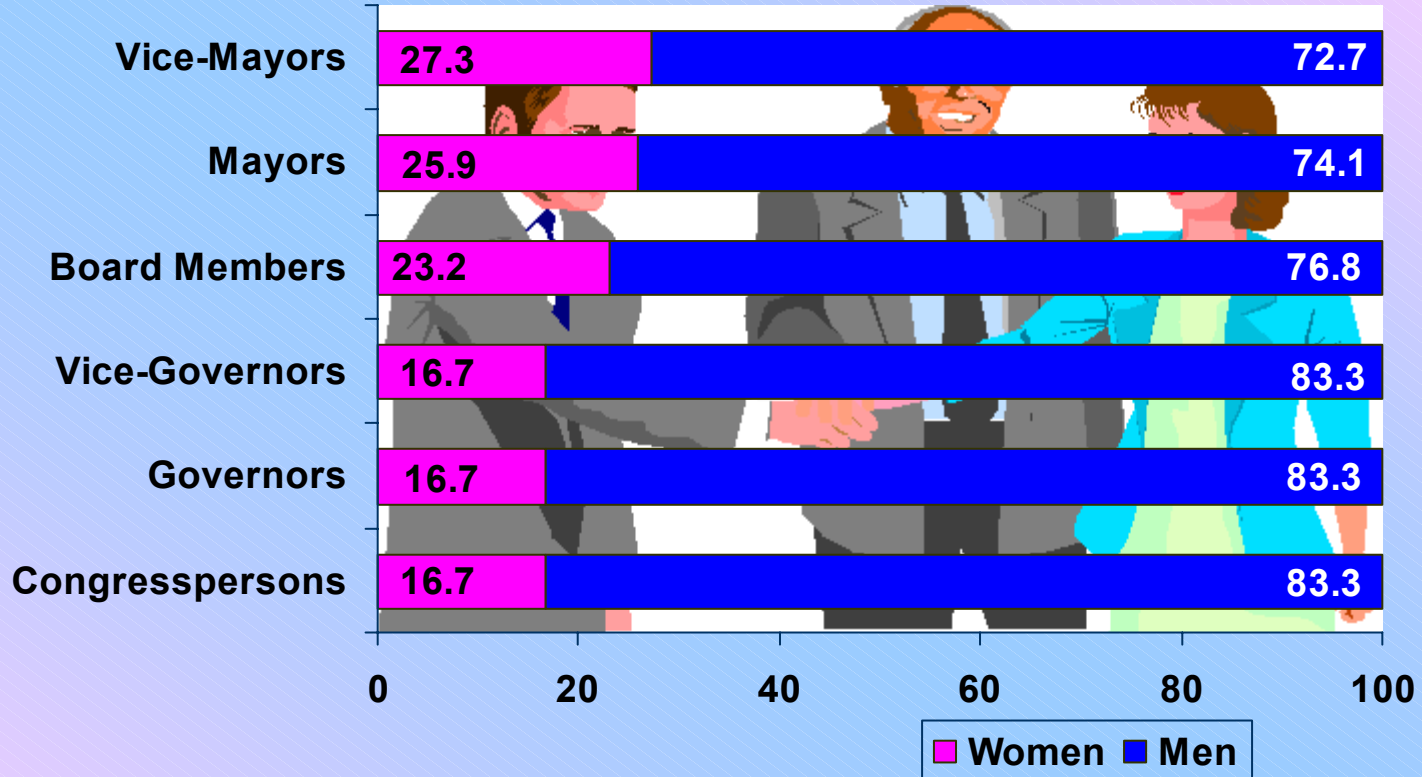
	Women	Men
A. Women in Especially Difficult Circumstances (WEDC)	1,212	..
Community-based	265	..
Crisis Intervention Unit	947	..
B. Children in Need of Special Protection (CNSP)	177	98
Community-based	131	82
Crisis Intervention Unit	46	16

Source: Department of Social Welfare and Development

There were more cases on women than men served by the DSWD in 2010.

Public Life

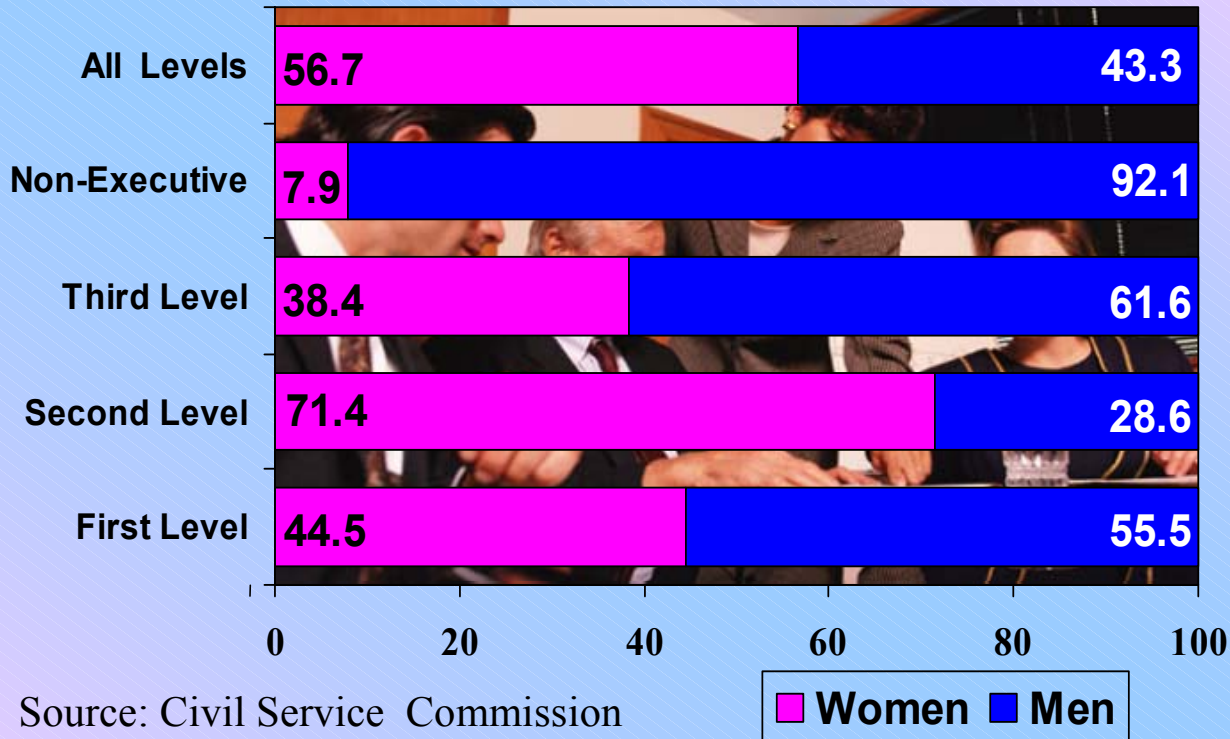
WOMEN AND MEN POLITICIANS BY POSITION May 2010



Source: DILG

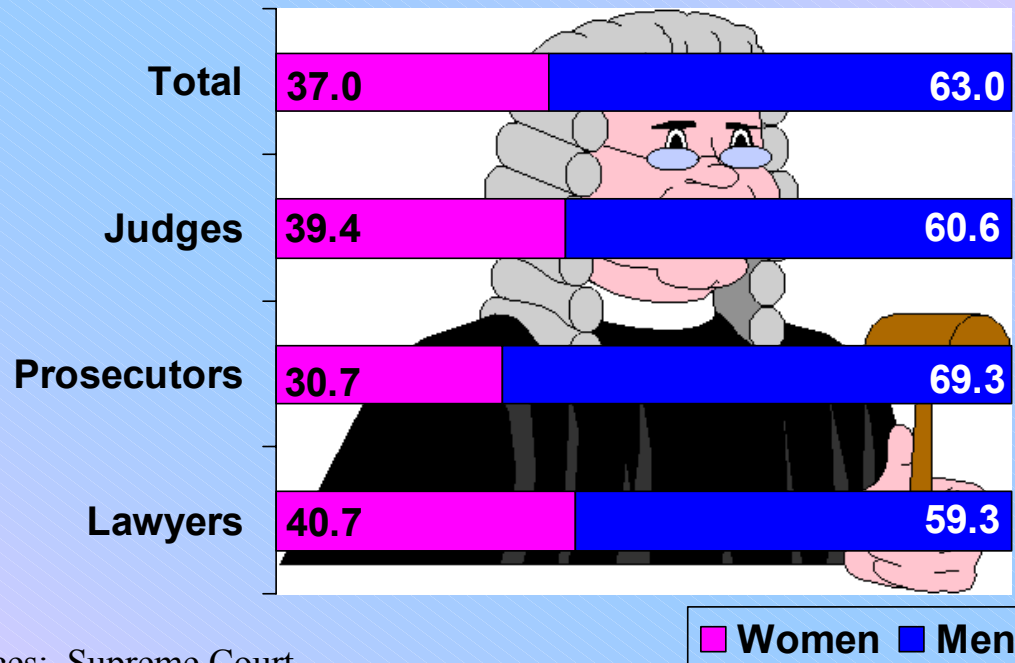
Politics in the region is still male-dominated with 74.6% of the elective positions occupied by men.

NATIONAL GOVERNMENT PERSONNEL BY LEVEL OF POSITION: 2008



Despite being the majority in government (56.7%) and comprising 71.4% of second level or technical positions, women occupy only around one-third 38.4% of third level or executive positions in the region.

PROPORTION OF JUSTICE PROFESSIONALS 2010

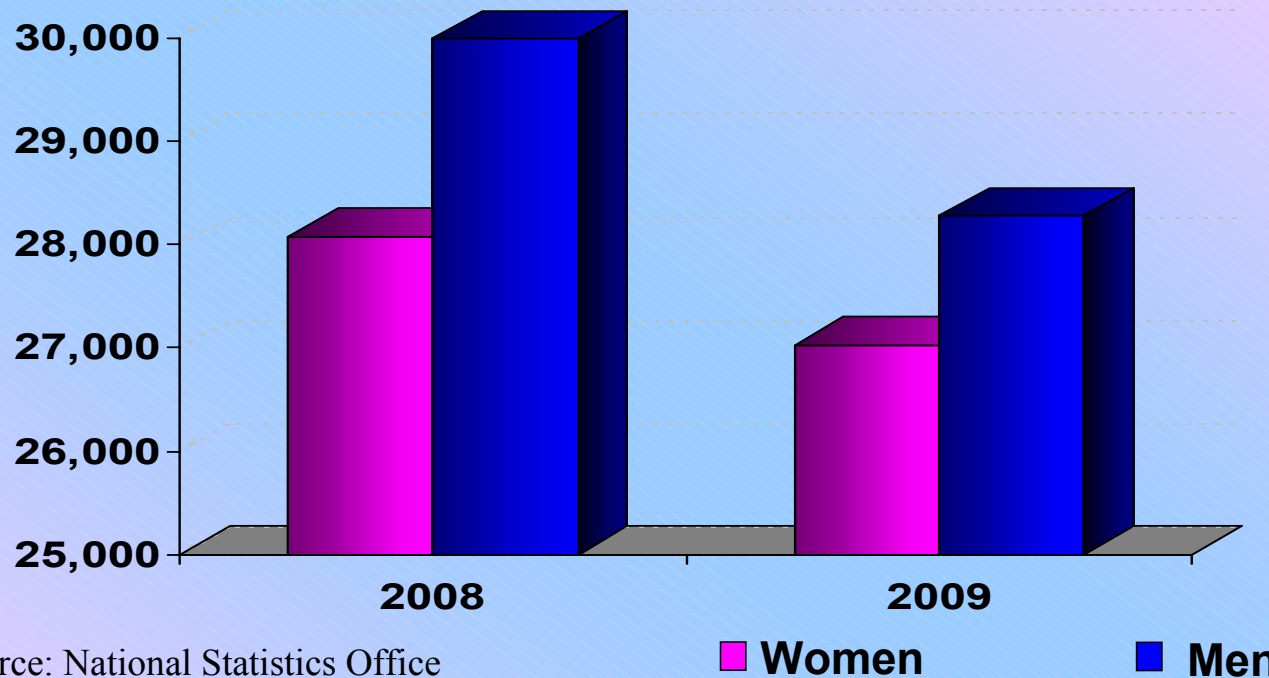


Sources: Supreme Court
Prosecution's Office
Public Attorney's Office

More than one-third or 37.0% of the government justice professionals in the region are women.

Migration

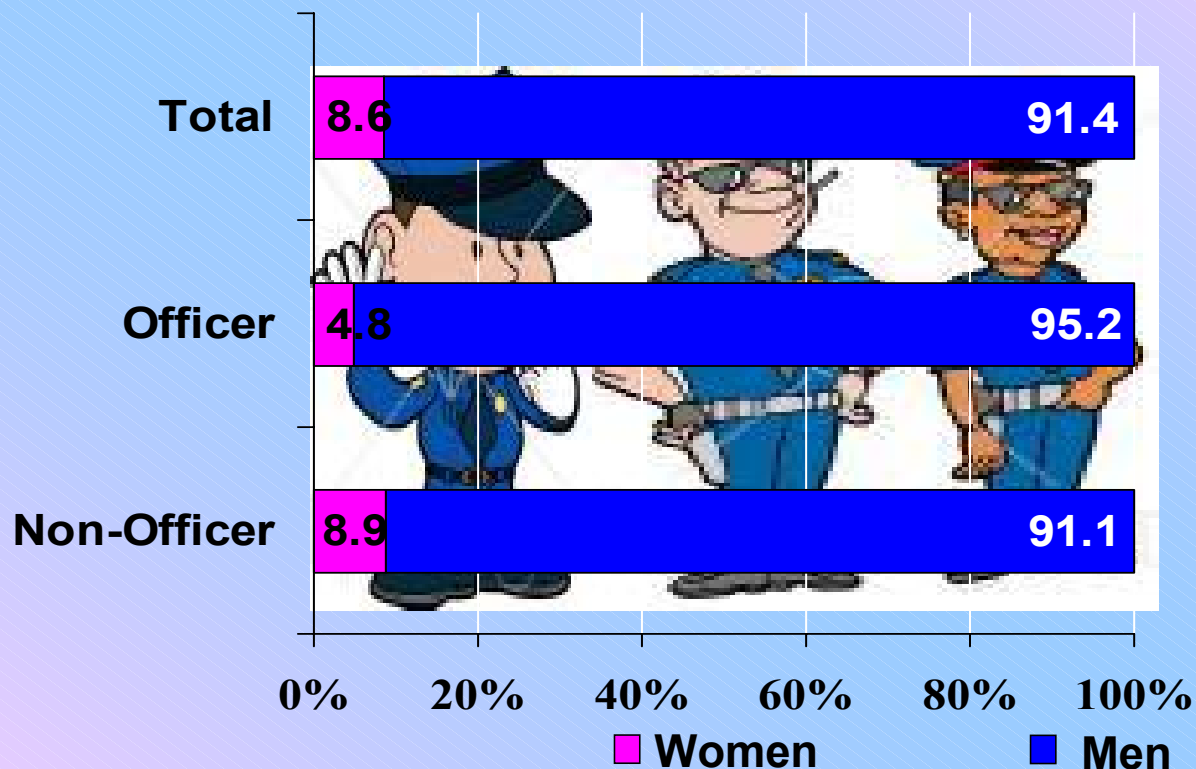
PROPORTION OF OVERSEAS FILIPINO WORKERS 2008-2009



Number of OFWs decreased by 4.7% from 2008-2009. There were more men (28,280) than women (27,030) OFWs from Region VIII in 2009.

Peace and Human Rights

PROPORTION OF POLICE PERSONNEL 2010



Source: Philippine National Police

Of the 5,602 police personnel in the region, only 8.6% are women. This shows that participation of women in peacekeeping is still very limited.

Violence Against Women and Children

NUMBER OF CASES ON WOMEN REPORTED TO PNP: 2010

Classification of Offense	Number	Percent
Total	125	100.0
Rape	28	22.4
Attempted Rape	11	8.8
Frustrated Rape	1	0.8
Rape with Homicide	1	0.8
Acts of Lasciviousness	10	8.0
Physical Injuries/Maltreatment	50	40.0
Sexual Harassment	3	2.4
Violation of RA 9262	6	4.8
Threats	1	0.8
Concubinage	1	0.8
Unjust Vexation	1	0.8
Other related crimes	12	9.6

Source: Philippine National Police

Violence Against Women and Children

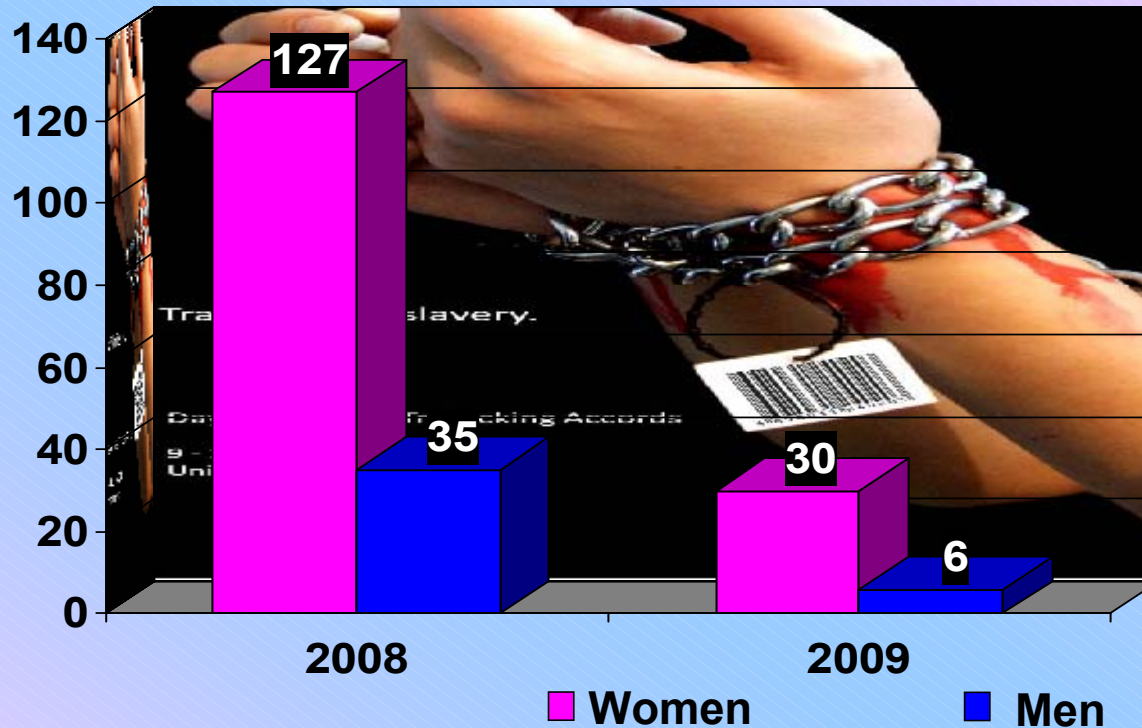
NUMBER OF CASES ON CHILDREN REPORTED TO PNP: 2010

Classification of Offense	Number	Percent
Total	240	100.0
Rape	113	47.1
Incestuous Rape	4	1.7
Attempted Rape	14	5.8
Statutory Rape	6	2.5
Acts of Lasciviousness	31	12.9
Physical Injuries/Maltreatment	53	22.1
Abduction with Rape	1	0.4
Kidnapping/Abduction	1	0.4
Violation of RA 9208	1	0.4
Other forms of Violation of RA 7610	5	2.1
Other related crimes	11	4.6

Source: Philippine National Police

Violence Against Women and Children

TRAFFICKED VICTIMS SERVED BY SEX: 2008-2009



Source: Department of Social Welfare and Development

The number of trafficked victims served in Eastern Visayas by the DSWD decreased significantly from 162 in 2009 to only 36 in 2010.

Violence Against Women and Children

TRAFFICKED VICTIMS SERVED BY AGE GROUP: 2010



Source: Department of Social Welfare and Development

Trafficked victims in the region in 2010 were young, aged 13-17 years old.

For more regional and local statistics, visit

<http://www.nscb.gov.ph/ru8>