






	Goals/Targets/Indicators	Baseline	Target	Latest	Probability*
GOAL 1. ERADICATE EXTREME POVERTY AND HUNGER					
target 1	Halve, between 1990s and 2015, the proportion of people whose income is less than one dollar a day				
indicator 1a	Proportion of population below national poverty threshold	45.3	22.7	31.4	
indicator 2	Poverty gap ratio	13.0	6.5	8.2	
indicator 3	Share of poorest quintile in national consumption				
target 2	Halve, between 1990 and 2015, the proportion of people who suffer from hunger				
indicator 4	Prevalence of underweight children under 5 years of age	46	23	28.5	
indicator 5	Percent of household with per capita energy less than 100% adequacy	74.6	37.3	55.5	
GOAL 2. ACHIEVE UNIVERSAL PRIMARY EDUCATION					
target 3	Ensure that, by 2015, children everywhere, boys and girls alike, will be able to complete a full course of primary schooling				
indicator 6	Net enrolment ratio in primary education	85.1	100	69.9	
indicator 7a	Proportion of pupils starting grade 1 who reach grade 6	68.4	100	62.66	
indicator 7b	Primary completion rate				
indicator 8	Literacy rate of 15 to 24 years old	96.6	100	97.3	
GOAL 3. PROMOTE GENDER EQUALITY AND EMPOWER WOMEN					
target 4	Eliminate gender disparity in primary and secondary education preferably by 2005 and to all levels of education no later than 2015				
indicator 9a	Ratio of girls to boys in primary education	100.0	100.0	102	
indicator 9b	Ratio of girls to boys in secondary education				
indicator 9c	Ratio of girls to boys in tertiary education				
indicator 10	Ratio of literate females to males of 15-24 year-olds	100.0	100.0		
indicator 11	Share of women in wage employment in the non-agricultural sector				
indicator 12	Proportion of seats held by women in national parliament				
GOAL 4. REDUCE CHILD MORTALITY					
target 5	Reduce by two-thirds, between 1990 and 2015, the under-five mortality rate				
indicator 13	Under-five mortality rate	66	22.00	25	
indicator 14	Infant mortality rate	46	15.3	18	
indicator 15	Proportion of 1 year-old children immunized against measles	77.9	100	59.3	
GOAL 5. IMPROVE MATERNAL HEALTH					
target 6	Reduce by three-quarters, between 1990 and 2015, the maternal mortality ratio				
indicator 16	Maternal mortality ratio	54.43	43.6	79.6	
indicator 17	Proportion of births attended by skilled health personnel	58.8	100	61.7	
GOAL 6. COMBAT HIV/AIDS, MALARIA AND OTHER DISEASES					
target 7	Have halted by 2015 and begun to reverse the spread of HIV/AIDS				
indicator 19	Condom use rate of the contraceptive prevalence rate	1.0	increasing	1.6	

Goals/Targets/Indicators		Baseline	Target	Latest	Probability*
indicator 19c	Contraceptive prevalence rate				
target 8	Have halted by 2015 and begun to reverse the incidence of malaria and other major diseases				
indicator 21a	Prevalence associated with malaria	118.7	0	0	
indicator 21b	Death rate associated with malaria	1.5	0	0	
indicator 23a	Prevalence associated with tuberculosis	246	0	145.99	
indicator 23b	Death rate associated with tuberculosis	39.1	0	23.79	
indicator 24a	Proportion of tuberculosis cases detected under directly observed treatment short course (DOTS)				
indicator 24b	Proportion of tuberculosis cases cured under directly observed treatment short course (DOTS)				
GOAL 7. ENSURE ENVIRONMENTAL SUSTAINABILITY					
target 9	Integrate the principles of sustainable development into country policies & programmes to reverse the loss of environmental resources				
indicator 25	Proportion of land area covered by forest	20.5	increasing	12.89	
indicator 26	Ratio of area protected to maintain biological diversity to surface area	8.65	increasing		
indicator 28	Consumption of ozone-depleting CFCs (ODP tons)	2981	decreasing		
indicator 29	Proportion of households using solid fuels for cooking	66.2	increasing		
target 10	Halve, by 2015, the proportion of population without sustainable access to safe drinking water and improved sanitation				
indicator 30	Proportion of households with access to safe water supply	73	86.5	90.08	
indicator 31	Proportion of households with sanitary toilet facility	67.6	83.8	83.42	
target 11	By 2020, have achieved significant improvement in the lives of at least 100 million slum dwellers				
indicator 32	Proportion of households with access to secure tenure	91	increasing		
GOAL 8. DEVELOP A GLOBAL PARTNERSHIP FOR DEVELOPMENT					
target 15	Deal comprehensively with the debt problems of developing countries thru national & international measures in order to make debt sustainable in the long term				
indicator 44	Debt service as a percentage of exports of goods and services	27.2	increasing		
target 16	In cooperation with developing countries, develop and implement strategies for decent and productive work for youth				
indicator 45	Unemployment rate of 15-24 year olds	10.9	decreasing	15	
target 18	In cooperation with the private sector, make available the benefits of new technologies, especially information and communications				
indicator 47a	Telephone lines subscribers per 100 population	1.5	increasing	6.3	
indicator 47b	Cellular phone subscribers per 100 population	0.06	increasing		

* based on the comparison of actual (from baseline to latest data) and required (from baseline to target year) rates of progress

Probability of Achieving the Goal:



Low: Pace of Progress is less than 0.5



Medium: Pace of Progress between 0.5 and 0.9



High: Pace of Progress is greater than 0.9

For your inquiries and information needs, visit or call the:

[put N_S_I_C_, address, and contact no. and email address, just like the one in factsheets)