












Goals/Targets/Indicators/Source	Baseline	Target	Latest	Probability*	
GOAL 1. ERADICATE EXTREME POVERTY AND HUNGER					
target 1.A	Halve, between 1990s and 2015, the proportion of people whose income is less than one dollar a day				
indicator 1.1	Proportion of population below the poverty threshold (NSCB)	46.8 (2000)	23.4 (2015)	40.8 (2006)	
indicator 1.2	Poverty gap ratio (NSCB)	11.7 (2000)	5.9 (2015)	9.5 (2006)	
target 1.B	Achieve full and productive employment and decent work for all, including women and young people				
indicator 1.4	Growth rate of GDP per person employed (NSCB & NSO)	1.2 (2003)	Increasing	(4.0) (2009)	
indicator 1.5	Employment-to-population ratio (NSO)	67.5 (1996)	Increasing	64.1 (2009)	
indicator 1.7a	Proportion of own-account workers to total employment (NSO)	41.0 (2003)	decreasing	36.5 (2009)	
indicator 1.7b	Proportion of unpaid family workers to total employment (NSO)	13.9 (2003)	decreasing	15.2 (2009)	
target 1.C	Halve, between 1990 and 2015, the proportion of people who suffer from hunger				
indicator 1.8	Prevalence of underweight children under 6 years old (NCC-XII)	20.4 (2003)	10.2 (2015)	11.4 (2009)	
indicator 1.9a	Percent of household with per capita energy less than 100% adequacy (FNRI)	1/	37.7 (2015)	59.9 (2006)	
indicator 1.9b	Proportion of population living below food threshold (NSCB)	22.6 (2000)	11.3 (2015)	18.9 (2006)	
GOAL 2. ACHIEVE UNIVERSAL PRIMARY EDUCATION					
target 2.A	Ensure that, by 2015, children everywhere, boys and girls alike, will be able to complete a full course of primary schooling				
indicator 2.1	Net enrolment ratio in primary education (DepEd-XII)	82.0 (2002)	100.0 (2015)	80.1 (2008)	
indicator 2.2	Proportion of pupils starting grade 1 who reach grade 6 (DepEd-XII)	64.0 (2002)	100.0 (2015)	67.8 (2008)	
indicator 2.2a	Primary completion rate (DepEd-XII)	62.3 (2002)	100.0 (2015)	66.0 (2008)	
indicator 2.3a	Literacy rate of 15 to 24 years old (NSO)	92.9 (1990)	100.0 (2015)	94.3 (2003)	
GOAL 3. PROMOTE GENDER EQUALITY AND EMPOWER WOMEN					
target 3.A	Eliminate gender disparity in primary and secondary education preferably by 2005 and to all levels of education no later than 2015				
indicator 3.1a	Ratio of girls to boys in primary education (DepED-XII) 2/	1.0 (2003)	1.0 (2015)	1.0 (2009)	Target Attained
indicator 3.1b	Ratio of girls to boys in secondary education (DepED-XII) 2/	1.1 (2003)	1.0 (2015)	1.1 (2009)	Target Attained
indicator 3.1c	Ratio of females to males in tertiary education (CHED-XII) 2/	1.5 (2003)	1.0 (2015)	1.2 (2008)	
indicator 3.1d	Ratio of literate females to males of 15-24 year-olds (NSO)	99.3 (1990)	100.0 (2015)	108.3 (2003)	Target Attained
indicator 3.2	Share of women in wage employment in the non-agricultural sector (NSO)	37.1 (2003)	50.0 (2015)	35.4 (2007)	
indicator 3.3	Proportion of seats held by women in national parliament (COMELEC)	33.3 (2001)	50.0 (2015)	25.0 (2010)	
GOAL 4. REDUCE CHILD MORTALITY					
target 4.A	Reduce by two-thirds, between 1990 and 2015, the under-five mortality rate				
indicator 4.1	Under-five mortality rate (NSCB and 2008 NDHS, NSO)	70.3 (1990) a/	23.4 (2015)	34.0 (2008)	
indicator 4.2	Infant mortality rate (NSCB and 2008 NDHS, NSO)	50.8 (1990) a/	16.9 (2015)	23.0 (2008)	
indicator 4.3	Proportion of 1 year-old children immunized against measles (2003 & 2008 NDHS, NSO)	84.2 (2003)	100.0 (2015)	80.8 (2008)	
GOAL 5. IMPROVE MATERNAL HEALTH					
target 5.A	Reduce by three-quarters, between 1990 and 2015, the maternal mortality ratio				
indicator 5.1	Maternal mortality ratio (NSCB & NSO)	208.8 (1990) a/	52.2 (2015)	120.0 (2004)	
indicator 5.2	Proportion of births attended by skilled health personnel (DOH-XII)	37.2 (2003)	100.0 (2015)	91.4 (2008)	

	Goals/Targets/Indicators/Source	Baseline	Target	Latest	Probability*
target 5.B	Achieve by 2015, universal access to reproductive health				
indicator 5.3	Contraceptive prevalence rate (2003 & 2008 NDHS, NSO)	50.7 (2003)	100.0 (2015)	55.1 (2008)	
indicator 5.5	Antenatal care coverage (2003 & 2008 NDHS, NSO)	94.4 (2003)	Increasing	93.4 (2008)	
indicator 5.6	Unmet need for family planning (2003 & 2008 NDHS, NSO)	17.4 (2003)	Decreasing	21.8 (2008)	
GOAL 6. COMBAT HIV/AIDS, MALARIA AND OTHER DISEASES					
target 6.C	Have halted by 2015 and begun to reverse the incidence of malaria and other major diseases				
indicator 6.6a	Prevalence associated with malaria per 100,000 pop'n (DOH-XII)	44.3 (2003)	0.0 (2015)	41.0 (2009)	
indicator 6.6b	Death rate associated with malaria per 100,000 pop'n (DOH-XII)	0.37 (2003)	0.0 (2015)	0.03 (2009)	
indicator 6.8a	Prevalence associated with tuberculosis per 100,000 pop'n (DOH-XII)	86.6 (2003)	0.0 (2015)	108.3 (2009)	
indicator 6.8b	Death rate associated with tuberculosis per 100,000 pop'n (DOH-XII)	19.3 (2003)	0.0 (2015)	13.2 (2009)	
indicator 6.9a	Proportion of tuberculosis cases detected through the directly observed treatment short course (DOH-XII)	87.0 (2005)	70.0 (2015)	89.2 (2009)	
indicator 6.9b	Proportion of tuberculosis cases cured under directly observed treatment short course or DOTS (DOH-XII)	82.5 (2004)	85.0 (2015)	83.2 (2009)	
GOAL 7. ENSURE ENVIRONMENTAL SUSTAINABILITY					
target 7.A	Integrate the principles of sustainable development into country policies & programmes to reverse the loss of environmental resources				
indicator 7.1	Proportion of land area covered by forest (DENR)	1.3 (2001)	Increasing	0.6 (2006)	
target 7.C	Halve, by 2015, the proportion of population without sustainable access to safe drinking water and improved sanitation				
indicator 7.7a	Proportion of households with access to safe drinking water (CPH & APIS, NSO)	67.4 (1990)	83.7 (2015)	81.4 (2007)	
indicator 7.8a	Proportion of households with sanitary toilet facility (CPH & APIS, NSO)	49.3 (1990)	71.2 (2015)	88.0 (2007)	
target 7.D	By 2020, have achieved significant improvement in the lives of at least 100 million slum dwellers				
indicator 7.9a	Proportion of households with access to secure tenure (CPH & APIS, NSO)	90.6 (1990)	Increasing	95.8 (2007)	
GOAL 8. DEVELOP A GLOBAL PARTNERSHIP FOR DEVELOPMENT					
target 8.A1	Pursue partnership/collaboration between LGUs and NGOs/private organizations in support to governance, development and poverty reduction both nationally and internationally				
indicator 8.2a	Proportion of IRA to total LGU income (BLGF)	80.9 (2001)	Decreasing	81.7 (2008)	
indicator 8.2b	Proportion of LGU expenditures for social services (BLGF) ^{3/}	17.9 (2001)	Increasing	16.9 (2008)	
target 8.E	In cooperation with pharmaceutical companies, provide access to affordable, essential drugs in developing countries				
indicator 8.13a	Proportion of barangays with "Botica sa Barangay" (DOH-XII)	4.9 (2004)	Increasing	32.8 (2009)	
target 8.F	In cooperation with the private sector, make available the benefits of new technologies, especially information and communications				
indicator 8.14	Telephone subscribers per 100 population (NTC)	2.7 (2000)	Increasing	2.0 (2008)	
indicator 8.17a	Proportion of energized barangays (Electric Utilities)	62.4 (1997)	Increasing	94.2 (2009)	

a/ Regional figures average of Cotabato, Sultan Kudarat, South Cotabato, Cotabato City and General Santos City

1/ Available figures for the region based on the old regional set-up which excludes South Cotabato, Sarangani and General Santos City

2/ Figures for public schools only

3/ expenditures on health, nutrition and population control, labor and employment, housing and community development, and social services and welfare

* based on the comparison of actual (from baseline to latest data) and required (from baseline to target year) rates of progress

Probability of Achieving the Goal:



Low: Pace of Progress is less than 0.5



Medium: Pace of Progress between 0.5 and 0.9



High: Pace of Progress is greater than 0.9

For your inquiries and information needs, visit or call the:

National Statistical Coordination Board-XII, cor. Gonzalo Javier and Ugalingan Piang Sts., Cotabato City
Telefax No. (064) 421-1817, e-mail address: nscbd12@yahoo.com, website: www.nscb.gov.ph/ru12