



## Davao Region's annual population growth at 1.71 percent

From 2000 to 2007, Davao Region's population has grown by an average 1.71 percent annually. This translates to an additional 71,079 people a year on the average or about 195 persons per day or roughly 8 persons in an hour. If the annual population growth rate of the region continues at 1.71 percent, the population is expected to double in 40 years.

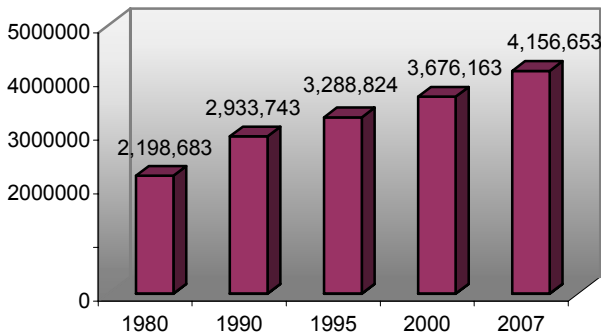
The total population of Davao Region consisting of the provinces of Davao Oriental, Davao del Norte, Compostela Valley, Davao del Sur and the City of Davao, was 4,156,653 persons based on the final results of Census 2007 by the National Statistics Office (NSO). The figure was 13.1 percent higher than the 3,676,163 registered in 2000, a difference of 480,490 persons.

consistently been on the downward trend except during 1995-2000, wherein the national figure went up slightly by 0.04 percentage points from 2.32 percent registered in 1990-1995.

Table 1. Population, Region XI by Province/City: 1995, 2000 and 2007

Province/City	Population		
	1995	2000	2007
Davao Oriental	413,472	446,191	486,104
Davao del Norte	671,333	743,811	847,440
Compostela Valley	520,110	580,244	637,366
Davao del Sur	677,069	758,801	822,406
Davao City	1,006,840	1,147,116	1,363,337
<b>Davao Region</b>	<b>3,288,824</b>	<b>3,676,163</b>	<b>4,156,653</b>

Figure 1. Population Enumerated in Various Censuses, Region XI: 1995, 2000 and 2007



Among the provinces and city in Region XI, Davao City, a chartered city, continuously had the highest population in the region. For the past census periods, it has crossed the million mark as it registered a total of 1,363,337 people in 2007, or equivalent to 32.8 percent of the region's total population. Following Davao City are the provinces of Davao del Norte and Davao del Sur with a population of 847,440 and 822,406, respectively. Davao Oriental has the least number of people, with 486,104 or equivalent to 11.7 percent of the total population of the region.

Except for the last census, Davao Region since 1980 continuously registered higher average annual population growth rates relative to the national figures. Also, the national population growth rate of the Philippines and that of the region, have been

Figure 3. Average Annual Population Growth Rates in the Provinces and City in Region XI: 2000-2007

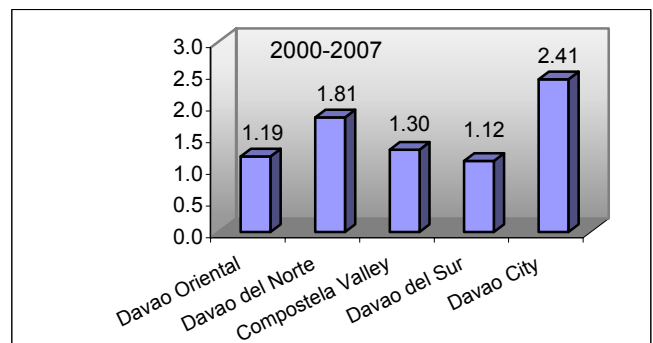
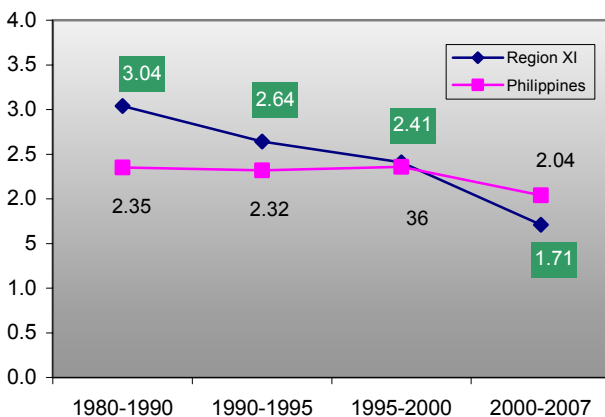


Figure 2. Average Annual Population Growth Rates, Philippines and Region XI: 1990-2007



The result of the census 2007 also showed that among the provinces and city in Region XI, Davao City had the highest average annual population growth rate with 2.41 percent. It was followed by the province of Davao del Norte with 1.81 percent annual growth rate. Davao del Sur had the lowest average annual population growth rate with only 1.12 percent.

Source of Data: National Statistics Office