

**9<sup>th</sup> National Convention on Statistics (NCS)**  
EDSA Shangri-La Hotel  
October 4-5, 2004

**BARANGAY HOUSEHOLDS INFORMATION SYSTEM (BaHIS):  
GEARING TOWARDS THE PRODUCTION OF SMALL AREA  
STATISTICS**

by

Virgilio N. Fusilero, Ma. Leah C. Magracia and Heidy O. Palencia

For additional information, please contact:

Author's name:	Virgilio N. Fusilero
Designation:	Regional Director
Author's name:	Ma. Leah C. Magracia
Designation:	Statistician III
Author's name:	Heidi O. Palencia
Designation:	Statistician II
Agency:	National Statistics Office Region XI
Address:	Davao City
Telefax:	(082) 226-4759/221-8338
E-mail:	nsoll@skynet.net

# **BARANGAY HOUSEHOLDS INFORMATION SYSTEM (BaHIS): GEARING TOWARDS THE PRODUCTION OF SMALL AREA STATISTICS**

by:

Virgilio N. Fusilero, Ma. Leah C. Magracia, Heidi O. Palencia<sup>1</sup>

## **ABSTRACT**

The Local Government Code of 1991 has mandated Local Government Units (LGUs) to prepare comprehensive development plan. These shall serve as their blueprint in the performance of their functions. A very vital tool in the preparation of this plan is statistical data.

The National Statistics Office (NSO), mandated to produce generalization purpose statistics, is one of the sources of data of the LGUs. As much as the NSO would like to cater to all the LGU needs, because of budgetary constraints, there are data gaps in terms of level of disaggregation and updated statistics.

This paper will describe in detail: (1) The Barangay Household Information System (BaHIS) conceptualized by the NSO Region XI to equip the LGUs with the capability of producing statistics at their level and (2) Statistical highlights of the data gathered when the system was piloted in three (3) barangays, which include: Brgy. Sto. Niño, Talaingod, Davao del Norte; Brgy. Lucod, Baganga, Davao Oriental; and Brgy. Mabila, Sarangani, Davao del Sur.

## **INTRODUCTION**

The Local Government Code of 1991 (Republic Act 7160) has transferred the power, authority and responsibility from the central government to Local Government Units (LGUs) in performing basic governmental functions. Among LGUs responsibilities is to undertake development planning. LGUs must come up with a comprehensive multi-sectoral development plan, among others.

To have sound, relevant plans, LGUs have to depend on their Socio-Economic and Physical Profile (SEPP). The database contains data and statistics on the social, economic and physical situation, and other basic information about the LGU. The database therefore should be accurate reliable and timely.

The National Statistics Office has been heavily relied upon by LGUs to provide them the data that they need particularly in the demographic sector. Due to budgetary constraints, the office could not really provide each and every LGU what they need. Consider the following:

- Population and Housing Statistics – from a census, conducted every ten years. Published tables: total population at the barangay level, detailed population and housing characteristic at the municipal level. However, population characteristics down to the barangay level could be generated from Public Use Files (PUFs) upon request

---

<sup>1</sup> Regional Director, Statistician III and Statistician II, respectively, National Statistics Office - Region XI, Davao City

- Agriculture and Fishery statistics - from a census, conducted every ten years, data at the municipal level.
- Employment statistics – from a survey, conducted every quarter, data available at the provincial level and highly urbanized cities
- Other demographic statistics, i.e. demographic and health, family planning, functional literacy, income and expenditure statistics – from a survey, conducted every 3 or 5 years, and data available at the regional/provincial level.

Inasmuch as SEPP is a must for all LGUs and NSO could not serve all its needs, NSO Region XI has designed a system to help LGUs undertake the generation of statistics at their level to fill in the data gaps.

### **BARANGAY HOUSEHOLDS INFORMATION SYSTEM (BAHIS)**

The Barangay Households Information System (BaHIS) was designed to provide LGUs the capability to take inventory of the total population and housing units and their characteristics at the lowest geographical level.

“Different strokes for different folks” goes a popular adage. Needs of each LGU differs. Needless to say, they also differ in terms of financial capability. The beauty of BaHIS is its flexibility in terms of the data items to be collected. The LGU can add or delete some of the items, which they feel should be included or deleted.

It has 7 components:

1. **Budget Preparation** –obviously a very important component in any undertaking. One basic input is the estimated number of households per area.
2. **Tabulation Formats and Questionnaire Design** – Tabulation formats should be first prepared to define the data items to be collected. Questionnaires should be designed with this in mind: it should be easy to manage during enumeration and processing
3. **Systems Development** – a data entry program (using CSPro 2.3) should be developed to facilitate the processing of questionnaires
4. **Manual Preparation** – manuals for enumerators should be prepared for uniformity of concepts and definitions. It is recommended that the same concepts and definitions adopted by NSO should be used for comparability of data.
5. **Recruitment and Training of Enumerators and Supervisors** – the quality of data collected is dependent on the quality of enumerators hired and how they are trained. The number of enumerators to be hired or utilized will depend on the number of enumeration days and data items to be collected.
6. **Enumeration and Supervision** – data collection stage. Supervision of the conduct of enumeration is a must to ensure success in data collection.
7. **Data Processing** – involves manual, machine processing of the accomplished questionnaires and tabulation of results.

## TESTING OF THE SYSTEM

We were able to test the system we have developed last February with the Unregistered Children Project (UCP) in the following areas where all households were included in the enumeration:

1. Barangay Sto. Nino, Talaingod, Davao del Norte
2. Barangay Lucod, Baganga, Davao Oriental
3. Barangay Mabila, Sarangani, Davao del Sur

It particularly aimed to provide the respective Municipal Civil Registrar (MCR) detailed information on the extent of non-birth registration and its barriers in these areas. Lest we forget, the pilot barangays were also provided other information of the characteristics of their residents.

Regional staff of NSO XI spearheaded the preparation of the activity.

### *1. Budget Preparation*

As previously stated, the basic input for budget preparation is the estimated number of households in each barangay. Please note that since the NSO regional staff spearheaded the activity, preparatory and post enumeration activities were not imputed of cost. Only training and enumeration were paid by the project. Estimated budget is in Annex A

### *2. Tabulation Formats and Questionnaire Design*

With the MCRs need in mind, tabulation formats were drafted and items to be collected were identified (list of tables and items to be collected are listed in Annex B) and questionnaire was designed (sample of the questionnaire in Annex C).

### *3. Systems Development*

A data entry system (CSPPro 2.3) was developed by the regional staff. It includes consistency checks of relationships of data items.

### *4. Manual Preparation*

A must in any data collection activity to ensure uniformity of concepts and definitions of the items to be collected. We however took one step more, we prepared a manual in Cebuano dialect, the "Talamdan sa Tig-Ihap". Copy of the manual is available at our office.

### *5. Recruitment and Training of Enumerators and Supervisors*

The concerned MCRs were assigned to recruit enumerators. Two levels of training were conducted. First level as just a sort of briefing inasmuch as the trainers for the second level training were the same persons who developed the questionnaires and manual. The 3-day second level training, on the other hand, was conducted at the NSO regional office and attended by the enumerators of the pilot areas and MCRs and PSOs who served as supervisors.

The “Talamdan sa Pag-Ihap” was used and we received positive feedbacks from the trainees.

**6. Enumeration and Supervision**

The barangays were delineated in such a way that it will be covered in two (2) weeks. Questionnaires in Cebuano dialect were used during data collection.

**7. Data Processing**

Data processing of the accomplished questionnaires immediately started as soon as the accomplished questionnaires arrived at the regional office. Manual processing was done to prepare the questionnaires. Specifically coding of occupation and type of industry. Data entry followed. A total of eight (8) regional personnel were involved in this activity and the activity was completed in two (2) weeks.

**THE RESULTS OF THE TEST**

The results were presented during the UCP Regional Closing Conference last March 25, 2004. We are once again honored to present selected highlights the results of our undertaking.

**1. Barangay Sto. Nino, Talaingod, Davao del Norte**

- ⊙ The age-sex distribution population of this part of Sto. Niño in Talaingod is characterized by a decreasing pattern of the younger ages, as depicted by the narrowing of the pyramid’s base. However, the median age of 22 indicates an older than an average population.

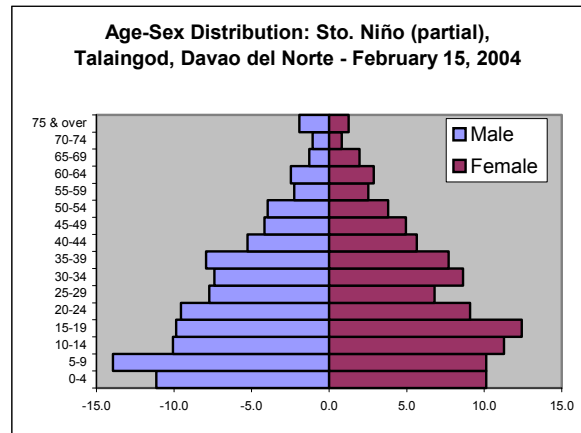
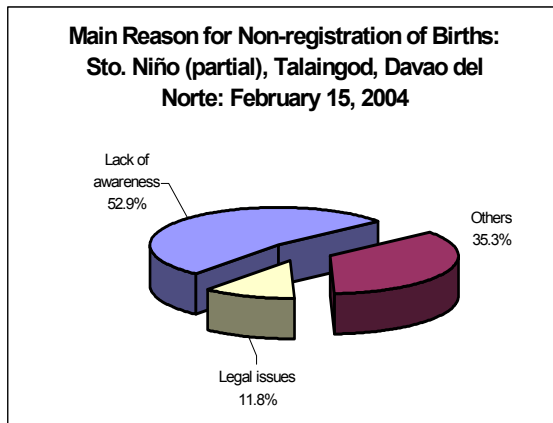


Table 1. Total Population by Birth Registration Status, Level of Birth Registration by Age Group, Sto Nino (partial) Talaingod, Davao del Norte: February 15, 2004

Age	Registered	Unregistered	Total	Level of Birth Registration
Below 18 Years	716	19	735	97.4%
18 Years & Above	1771	31	1802	98.3%
Total	2487	50	2537	98.0%

- ◎ The level of registration as of February 15 this year is remarkably high at 98 percent.



- ◎ In absolute numbers, only 50 persons in the area have no birth certificates, 19 of them are children.
- ◎ The main reason for non-registration of these births is lack of awareness.

## 2. *Barangay Lucod, Baganga, Davao Oriental*

- ◎ The age-sex distribution of the population of Lucod, Baganga have been characterized by a young population. However, this is expected to be contained as can be seen in the narrowing down of the pyramid's base which indicates a decreasing birth rate in the recent years. The median age is 21.

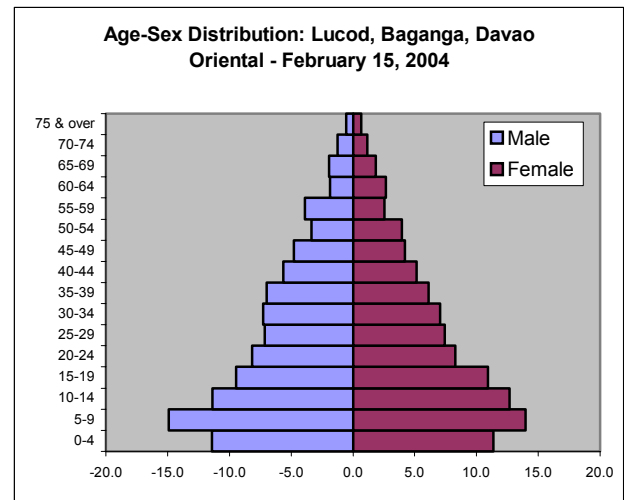


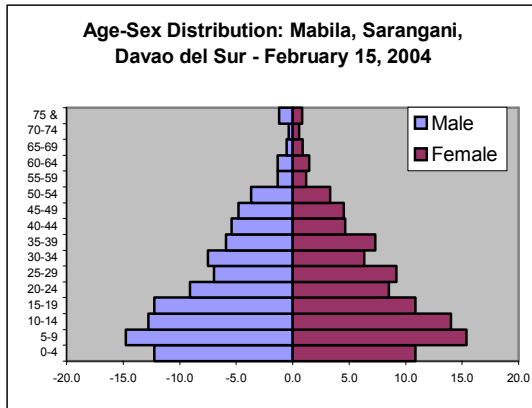
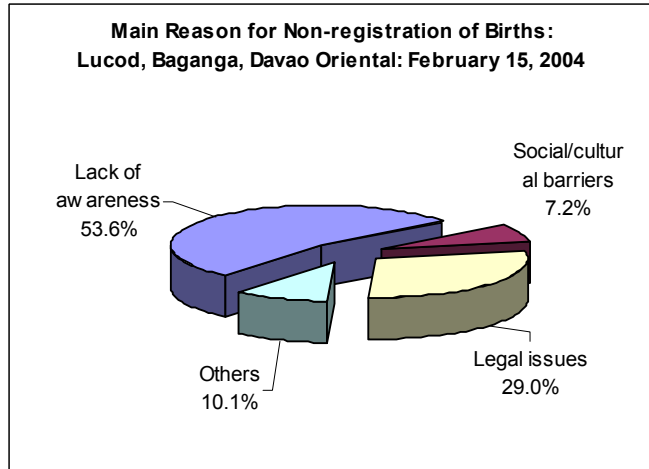
Table 2. Total Population by Birth Registration Status, Level of Birth Registration by Age Group, Lucod, Baganga, Davao del Oriental: February 15, 2004

Age	Registered	Unregistered	Total	Level of Birth Registration
Below 18 Years	1421	49	1470	96.7%
18 Years & Above	1817	20	1837	98.9%
Total	3238	69	3307	97.9%

- ◎ UCP has indeed done a big difference in the area as the level of birth registration is a high 97.9 percent. Unregistered children number only 49 as of February 15 this year, which translates to 96.7 percent level of birth registration.

- Lack of awareness is the most cited reason for non-registration. It appears that a number of constituents still do not realize the importance of birth certificates.
- Legal issues also need to be addressed as almost 30 percent cite this as a reason for non-registration of birth.

3. *Barangay Mabila, Sarangani, Davao del Sur*



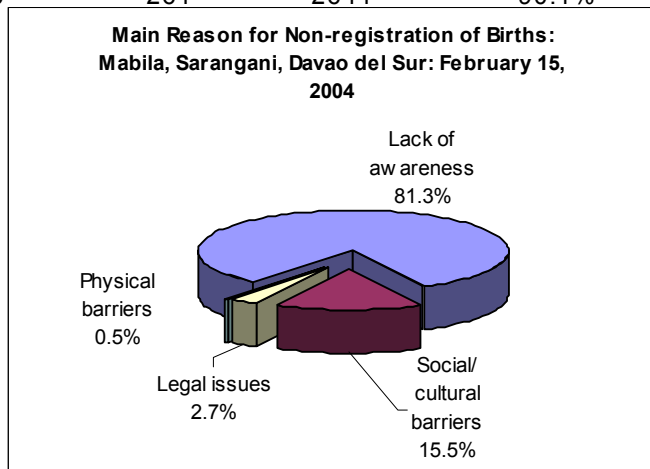
- This is the age-sex distribution of the household population of Mabila, Sarangani. The narrow base indicates a slowing down of the birth rate in the recent years. If this is maintained, the population growth rate of the barangay is expected to slow down within the immediate future.
- The median age of the population is 19, meaning, half of the population falls below age 19. The other half is above it.

- A total of 105 children remain unregistered as of February 15 this year. This translates to 90.3 percent level of birth registration.

Table 3. Total Population by Birth Registration Status, Level of Birth Registration by Age Group, Mabila, Sarangani, Davao del Sur: February 15, 2004

Age	Registered	Unregistered	Total	Level of Birth Registration
Below 18 Years	973	105	1078	90.3%
18 Years & Above	1407	156	1563	90.0%
Total	2380	261	2641	90.1%

- Respondents cite lack of awareness as the main reason for non-registration of births. Somehow, the information campaigns in the area still need to be strengthened



in order to reach out to all the constituents.

## **CONCLUSION**

Crucial to the implementation of development plans is the kind of data, which these plans are based upon. Timely, accurate and reliable data have to be available. Improving their capability in generating statistics is one way the NSO, particularly of NSO Region XI, in helping LGUs ensure that their plans will respond to the actual needs and conditions of the area. As the saying goes "Give a man a fish, and he eats for a day. Teach a man to fish and he will eat everyday."

## ANNEX A

Barangay Household Information System  
Pilot Operation  
Cost Estimate for Training, Enumeration, Supervision and Processing

Activity/ Area	No. of HHs	No. of Ens required	Regular Personnel	Man-days	Travelling Expenses	Per Diems	Supplies/ Freight	Utilities	TOTAL
<b>Training (February 16-19, 2004)</b>	<b>1,863</b>	<b>9</b>	<b>14</b>	<b>69</b>	<b>9,600.00</b>	<b>10,800.00</b>	<b>3,828.75</b>	<b>36,225.00</b>	<b>60,453.75</b>
Regional Office			5	15			2,328.75	36,225.00	38,553.75
Davao Norte	575	3	3	18	2,400.00	3,600.00	500.00		6,500.00
Davao Oriental	674	3	3	18	3,600.00	3,600.00	500.00		7,700.00
Davao Sur	614	3	3	18	3,600.00	3,600.00	500.00		7,700.00
<b>Enumeration (Feb 23 - Mar 5, 2004)</b>	<b>1,863</b>	<b>9</b>	<b>0</b>	<b>75</b>	<b>1,500.00</b>	<b>15,000.00</b>	<b>-</b>	<b>-</b>	<b>16,500.00</b>
Regional Office									-
Davao Norte	575	3		23	460.00	4,600.00			5,060.00
Davao Oriental	674	3		27	540.00	5,400.00			5,940.00
Davao Sur	614	3		25	500.00	5,000.00			5,500.00
<b>Supervision (Feb 23 - Mar 5, 2004)</b>	<b>0</b>	<b>0</b>	<b>0</b>	<b>0</b>	<b>450.00</b>	<b>2,700.00</b>	<b>-</b>	<b>-</b>	<b>3,150.00</b>
Regional Office									-
Davao Norte					150.00	900.00			1,050.00
Davao Oriental					150.00	900.00			1,050.00
Davao Sur					150.00	900.00			1,050.00
<b>Processing, Tabulation &amp; Analysis (March 6 - 23, 2004)</b>				<b>19</b>	<b>-</b>	<b>-</b>	<b>-</b>	<b>1,863.00</b>	<b>1,863.00</b>
Regional Office				19				1,863.00	1,863.00
Davao Norte									-
Davao Oriental									-
Davao Sur									-
<b>TOTAL</b>				<b>163</b>	<b>11,550.00</b>	<b>28,500.00</b>	<b>3,828.75</b>	<b>38,088.00</b>	<b>81,966.75</b>
Regional Office				34	-	-	2,328.75	38,088.00	40,416.75
Davao Norte				41	3,010.00	9,100.00	500.00	-	12,610.00
Davao Oriental				45	4,290.00	9,900.00	500.00	-	14,690.00
Davao Sur				43	4,250.00	9,500.00	500.00	-	14,250.00

## Notes:

1. No. of Households refers to 2000 CPH data plus 15 percent.
2. Output per day for enumeration is 25 households per EN.
3. Regular personnel: PSO, DSO & MCR.
4. Travelling Expenses:
  - For Training: DN = P400 per participant, round trip
  - DO = P600 per participant, round trip
  - DS = P600 per participant, round trip
  - For Enumeration: P20 per EN per day
  - For Supervision: P50 per day for 3 mandays per pilot area
5. Per Diems:
  - For Training: P300 per participant x 2 days (Travel time)
  - For Enumeration: P200 per EN per day
  - For Supervision: P300 per day for 3 mandays per pilot area
6. Supplies covers all materials to be used for training, enumeration and processing
7. Freight covers transmittal of questionnaires to the regional office
8. Venue/Accommodation for Training: Live-in, 4 nights & 3 days @ P450 per participant per day

## ANNEX B

### List of Tables

#### 1 Population Tables

Table 1. Household Population by Single Age and Sex, Barangay, Municipality, Province: February 15, 2004

Table 2. Household Population by 5 year Age-Group and Sex, Barangay, Municipality, Province: February 15, 2004

Table 3. Total Household Population by Status of Birth Registration by Sex and Five Year Age Group, Barangay, Municipality, Province: February 15, 2004

Table 4. Total Household Population Birth not Registered by Reason Not Registered and Sex, Barangay, Municipality, Province: February 15, 2004

Table 5. Total Household Population Birth not Registered by Reason Not Registered and Religion, Barangay, Municipality, Province: February 15, 2004

Table 6. Total Household Population Birth not Registered by Reason Not Registered and Ethnicity, Barangay, Municipality, Province: February 15, 2004

Table 7. Total Household Population by Sex and Religion, Barangay, Municipality, Province: February 15, 2004

Table 8. Total Household Population by Sex and Ethnicity, Barangay, Municipality, Province: February 15, 2004

Table 9. Total Household Population with Disability by Type of Disability and Sex, Barangay, Municipality, Province: February 15, 2004

Table 10. Total Household Population with Disability by Type of Disability and Age Group, Barangay, Municipality, Province: February 15, 2004

Table 11. Household Population 5 Years Old and Over that Can Read or Write a Simple Message by 5 year Age-Group and Sex, Barangay, Municipality, Province: February 15, 2004

Table 12. Household Population 5 Years Old and Over who Ever Attended School by 5 year Age-Group and Sex, Barangay, Municipality, Province: February 15, 2004

Table 13. Household Population 5 Years Old and Over who Ever Attended School by Highest Grade Completed and Sex, Barangay, Municipality, Province: February 15, 2004

Table 14. Household Population 5 Years old and Over by Highest Grade Completed and Age Group, Barangay, Municipality, Province: February 15, 2004

Table 15. Household Population 5 Years Old Currently Attending School by 5 year Age-Group and Sex, Barangay, Municipality, Province: February 15, 2004

Table 16. Household Population 5 Years Old and Over Currently Attending School by Highest Grade Completed and Sex, Barangay, Municipality, Province: February 15, 2004

Table 17. Household Population 5 Years Old and Over Current School Attendance by School Attendance in June 2002-March 2003 and Sex, Barangay, Municipality, Province: February 15, 2004

Table 18. Household Population 10 Years old and over with Trade Skill by Trade Skill Group and Sex, Barangay, Municipality, Province: February 15, 2004

Table 19. Household Population 10 Years old and over with Trade Skill by Trade Skill Group and Manner of Acquisition, Barangay, Municipality, Province: February 15, 2004

Table 20. Household Population 10 Years Old and Over Who Worked at Anytime in the Past Year by Type of Occupation and Sex, Barangay, Municipality, Province: February 15, 2004

Table 21. Household Population 10 Years Old and Over Who Worked at Anytime in the Past Year by Type of Occupation and Class of Worker, Barangay, Municipality, Province: February 15, 2004

Table 22. Household Population 10 Years Old and Over Who Worked at Anytime in the Past Year by Type of Occupation and Nature of Employment, Barangay, Municipality, Province: February 15, 2004

Table 23. Household Population 10 Years Old and Over Who Worked at Anytime in the Past Year by Major Type of Occupation and Major Type of Industry, Barangay, Municipality, Province: February 15, 2004

Table 24. Household Population 10 Years Old and Over Who Worked at Anytime in the Past Year by Type of Occupation and Highest Grade Completed, Barangay, Municipality, Province: February 15, 2004

Table 25 Number of Household by Age Group and Sex of Household Head, Average Household Size, Barangay, Municipality, Province: February 15, 2004

Table 26 Number of Household by Highest Grade Completed and Sex of Household Head, Barangay, Municipality, Province: February 15, 2004

Table 27 Number of Household by Major Occupation Group and Sex of Household Head, Barangay, Municipality, Province: February 15, 2004

## 2. Housing Tables

Table 1 Occupied Housing Units, Households, Household Population by Type of Building, Barangay, Municipality, Province: February 15, 2004

Table 2 Occupied Housing Units by Construction Materials of the Walls and Roof, Barangay, Municipality, Province: February 15, 2004

Table 3 Total Households by Type of Building and Tenure Status of Lot, Barangay, Municipality, Province: February 15, 2004

Table 4 Total Households by Type of Building and Tenure Status of Housing Unit, Barangay, Municipality, Province: February 15, 2004

Table 5 Total Households by Tenure Status of Housing Unit and Lot, Barangay, Municipality, Province: February 15, 2004

Table 6. Number of Households by Housing Conveniences by Usual Activity of Household Head

## List of Data Items to be Collected

### Population:

#### All Persons:

- Name
- Relationship to the Head of the Household
- Age as of Last Birthday
- Birth Registration Status
- Birth Registration Barriers
- Sex
- Marital Status
- Religious Affiliation
- Ethnicity
- Disability

#### 5 Years old and Over

- Literacy
- School Attendance
- Highest Educational Attainment
- Migration

#### 10 Years old and Over

- Trade Skill
- Usual Activity/Occupation
- Kind of Business
- Class of Worker
- Nature of Employment

### Housing

- Type of Building/House
- Construction Material of the Roof
- Construction Material of the Outer Walls
- Tenure Status of Lot
- Tenure Status of Housing Unit
- Fuel for Lighting
- Fuel for Cooking
- Main Source of Drinking Water
- Kind of Toilet Facility
- Presence of Household Conveniences

The BaHIS Questionnaire (cover page)


**CERTIFICATION**

*I hereby certify that the enumeration of the household specified in this questionnaire was completed and the data set forth was obtained by me personally in accordance with the instructions.*


\_\_\_\_\_  
Signature over Printed Name of EN

Attested and Reviewed by: \_\_\_\_\_  
Signature over Printed Name of TS

BaHIS Form 2



**Plan**  
Be a part of it.



**LGU's Logo**

# BaHIS

## Barangay Households Information System

### HOUSEHOLD QUESTIONNAIRE

Booklet \_\_\_\_\_ of \_\_\_\_\_ Booklets

**INTERVIEW STATUS** *(Encircle the code and enter in the box provided)*

1	Completed	<input type="checkbox"/>
2	Not Completed	<input type="checkbox"/>
3	Refusal	<input type="checkbox"/>
4	Temporarily Away/Not At Home/On Vacation	<input type="checkbox"/>
5	Vacant	<input type="checkbox"/>
6	Others, specify _____	<input type="checkbox"/>

**GEOGRAPHIC IDENTIFICATION**

Province \_\_\_\_\_

City/Municipality \_\_\_\_\_

Barangay \_\_\_\_\_

EA .....  
.....

Building Serial Number .....  
.....

Housing Unit Serial Number .....  
.....

Household Serial Number .....  
.....

Name of Head of the Household \_\_\_\_\_

Address \_\_\_\_\_

ALL PERSONS										5 YEARS OLD & OVER				
NAME	RELATION	AGE	BIRTH REGISTRATION		SEX	MARITAL STATUS	RELIGION	ETHNICITY	DISABILITY	MIGRATION				
Who is the head of the household? Who are the persons usually residing here as of February 15, 2004?	What is relationship to the household head?	What was age as of his/her last birthday?	Was birth registered with the LCR?	Why was birth not registered with the LCR?	Is male or female?	What is civil status?	What is religion?	What is ethnicity?	Does any physical or mental disability?	How many years has been living in this barangay?	In what municipality or city did live before moving to this barangay?	In what municipality or city did live during the year 1999?		
LIST in this order: N U M B E R 1 Head 2 Spouse of the Head 3 Never-Married Children of head/spouse (oldest to youngest) 4 Ever-Married Children of head/spouse (oldest to youngest) 5 Other relatives of the head 6 Non-Relatives of the Head	ENTER CODE LISTED BELOW	WRITE COMPLETED AGE	ENTER CODE LISTED BELOW	ENTER CODE LISTED BELOW	1 Male 2 Female	1 Single 2 Married 3 Widowed 4 Divorced 5 Separated 6 Live-in 8 Unknown	ENTER CODE LISTED BELOW	ENTER CODE LISTED BELOW	ENTER CODE LISTED BELOW	IF SINCE BIRTH, SKIP TO P15	SPECIFY MUNICIPALITY/CITY AND PROVINCE	SPECIFY MUNICIPALITY/CITY AND PROVINCE		
(P1)	(P2)	(P3)	(P4)	(P5)	(P6)	(P7)	(P8)	(P9)	(P10)	(P11)	(P12)	(P13)	(P14)	
01													01	
02													02	
03													03	
04													04	
05													05	
06													06	
07													07	
08													08	
09													09	
10													10	
<b>ARE THERE MORE THAN 10 MEMBERS IN THIS HOUSEHOLD?</b> 1 YES, USE ANOTHER BOOKLET 2 NO													<b>CODES FOR P11 - Type of disability</b> 01 Blindness 02 Deafness 03 Muteness 04 Deafness/Muteness 05 Speech Impairment 06 Mental illness 07 Mental Retardation 08 Muslin 09 Orthopedic Handicap 10 Multiple Disability 11 Others, specify	
<b>CODES FOR P2 - Relationship to the head of the household</b> 01 Head 02 Spouse 03 Son 04 Daughter 05 Stepson/Stepdaughter 06 Son/Daughter-in-Law 07 Grandchild 08 Parent 09 Brother/Sister 10 Other Relative 11 Non-Relative													<b>CODES FOR P3 &amp; P14 - MIGRATION</b> 7777 - Foreign Country 8888 - Same Municipality 9999 - Unknown	
<b>CODES FOR P5 - Birth Registration Barriers</b> 1 Lack of Awareness 2 Social/Cultural Barriers 3 Legal Issues 4 Economic Barriers 5 Physical Barriers 6 Others, specify													<b>CODES FOR P8 - Religion</b> 1 None 2 Roman Catholic 3 Aglipay 4 Islam 5 Iglesia Ni Cristo 6 United Churches of Christ 7 Tribal Religion	
<b>CODES FOR P6 - Ethnicity</b> 01 Cebuano 02 Ilonggo 03 Ilocano 04 Ilocos 05 Ilocos-Mandaya 06 Ilocos 07 Ilocos 08 Muslim 09 Magindano 10 Bagobo 11 Others, specify													<b>CODES FOR P9 - Ethnicity</b> 01 Cebuano 02 Ilonggo 03 Ilocano 04 Ilocos 05 Ilocos-Mandaya 06 Ilocos 07 Ilocos 08 Muslim 09 Magindano 10 Bagobo 11 Others, specify	
<b>CODES FOR P8 - Marital Status</b> 1 None 2 Roman Catholic 3 Aglipay 4 Islam 5 Iglesia Ni Cristo 6 United Churches of Christ 7 Tribal Religion													<b>CODES FOR P10 - Type of disability</b> 01 Blindness 02 Deafness 03 Muteness 04 Deafness/Muteness 05 Speech Impairment 06 Mental illness 07 Mental Retardation 08 Muslin 09 Orthopedic Handicap 10 Multiple Disability 11 Others, specify	

10 YEARS OLD & OVER											
L I N E N U M B E R	5 YEARS OLD & OVER					10 YEARS OLD & OVER					
	LITERACY	SCHOOL ATTENDANCE		EDUCATION	TRADE SKILL	USUAL ACTIVITY/OCCUPATION	KIND OF ACTIVITY/OCCUPATION	CLASS OF WORKER	NATURE OF EMPLOYMENT	L I N E N U M B E R	
Can read and write a simple message in any language or dialect?	Has ever attended school?	Did attend school during the school year ending March 31, 2007?	What is the highest grade completed?	What trade skill does _____ possess?	What was _____'s usual activity/occupation during the past 12 months?	In what kind of activity or occupation did _____ work during the past twelve (12) months?	For whom or where does/ did _____ work?	What is the nature of _____'s employment?			
	ENTER CODE 1 Yes 2 No SKIP TO P20	ENTER CODE 1 Yes 2 No	ENTER CODE LISTED BELOW	ENTER CODE LISTED BELOW	ENTER CODE LISTED BELOW	SPECIFY USUAL ACTIVITY/OCCUPATION	SPECIFY KIND OF ACTIVITY/OCCUPATION	ENTER CODE LISTED BELOW	ENTER CODE LISTED BELOW		
	(P15)	(P16)	(P17)	(P18)	(P19)	(P20)	(P21)	(P22)	(P23)	(P24)	(P25)
01											01
02											02
03											03
04											04
05											05
06											06
07											07
08											08
09											09
10											10

CODES FOR P18 - EDUCATION		CODES FOR P21 - Acquisition of Trade Skill		CODES FOR P24 - Class of Worker		CODES FOR P25 - Nature of Employment	
00	No Grade Completed	1	Schooling/Training	0	Worked for private household	1	Permanent job / business / unpaid family work
01	Pre-school	2	Experience/Apprenticeship	1	Worked for private establishment	2	Short-term or seasonal or casual job / business / unpaid family work
02	Grades 1 - 3	3	Others	2	Worked for gov't or corporation	3	Worked for different employers on day to day or week to week basis
03	Grades 4 - 5			3	Self-employed without any employees		
04	Elementary Graduate			4	Employer in own family-operated farm or business		
05	High School			5	Worked with pay on own family-operated farm or business		
06	High School Graduate			6	Worked without pay on own family-operated farm or business		
07	Post secondary						
08	College						
09	College Graduate						
10	Post Graduate						

<b>B1 TO B3 ARE TO BE ANSWERED BY MERE OBSERVATION. IF DOUBTFUL, ASK THE RESPONDENT.</b>		
<p><b>B1. TYPE OF BUILDING/HOUSE</b></p> <ol style="list-style-type: none"> <li>Single House</li> <li>Duplex</li> <li>Multi-unit residential (3 units or more)</li> <li>Commercial/Industrial/Agricultural</li> <li>Institutional Living Quarter</li> <li>Other Housing Unit</li> </ol>	<p><b>B2. CONSTRUCTION MATERIAL OF THE ROOF</b></p> <ol style="list-style-type: none"> <li>Galvanized Iron/Aluminum</li> <li>Tile/Concrete/Clay Tile</li> <li>Half Galvanized and half concrete</li> <li>Bamboo/Sawall/Cogon/Nipa</li> <li>Make-shift/Salvaged/Improvised Materials</li> <li>Others, specify _____</li> </ol>	<p><b>B3. CONSTRUCTION MATERIAL OF THE OUTER WALL</b></p> <ol style="list-style-type: none"> <li>Concrete/Brick/Stone</li> <li>Wood</li> <li>Half Concrete/Brick/Stone and half wood</li> <li>Galvanized Iron/Aluminum</li> <li>Bamboo/Sawall/Cogon/Nipa</li> <li>Make-shift/Salvaged/Improvised Materials</li> <li>Others, specify _____</li> <li>No walls</li> </ol>
<b>H1 - H7 - ARE TO BE ANSWERED BY ALL HOUSEHOLDS</b>		
<p><b>H1. TENURE STATUS OF LOT</b></p> <p>What is the tenure status of the lot?</p> <ol style="list-style-type: none"> <li>Owned/Being amortized</li> <li>Rented</li> <li>Being Occupied for free with consent of the owner</li> <li>Being Occupied for free without consent of the owner</li> </ol>	<p><b>H4. FUEL FOR COOKING</b></p> <p>What fuel does this household use most of the time for cooking?</p> <ol style="list-style-type: none"> <li>Electricity</li> <li>Kerosene (Gaas)</li> <li>Liquefied Petroleum Gas (LPG)</li> <li>Charcoal</li> <li>Wood</li> <li>Others, specify _____</li> <li>None</li> </ol>	<p><b>H6. KIND OF TOILET FACILITY</b></p> <p>What type of toilet facility does this household use?</p> <ol style="list-style-type: none"> <li>Water-sealed, sewer/septic tank, used exclusively by the household</li> <li>Water-sealed, sewer/septic tank, shared with other household</li> <li>Water-sealed, other depository, used exclusively by the household</li> <li>Water-sealed, other depository, shared with other household</li> <li>Closed pit (without a water sealed bowl and the depository is constructed usually on top and has a small opening; antipolo, etc.)</li> <li>open pit (same as closed pit but without covering)</li> <li>Others, specify _____</li> <li>None</li> </ol>
<p><b>H2. TENURE STATUS OF HOUSING UNIT</b></p> <p>What is the tenure status of the housing unit?</p> <ol style="list-style-type: none"> <li>Owned/Being amortized</li> <li>Rented</li> <li>Being Occupied for free with consent of the owner</li> <li>Being Occupied for free without consent of the owner</li> </ol>	<p><b>H5. MAIN SOURCE OF DRINKING WATER</b></p> <p>What is this household's main source of drinking water?</p> <ol style="list-style-type: none"> <li>Own use, faucet, community water system</li> <li>Shared, faucet, community water system</li> <li>Own use, tubed/piped deep well</li> <li>Shared, tubed/piped deep well</li> <li>Tubed/piped shallow well</li> <li>Dug well</li> <li>Spring, lake, river</li> <li>Rainwater</li> <li>Bottled water/refilling station</li> <li>Tanker truck/peddler</li> <li>Others, specify _____</li> </ol>	<p><b>H7. PRESENCE OF HOUSE CONVENIENCES</b></p> <p>Does your household or any member of your household have:</p> <ol style="list-style-type: none"> <li>Radio/Radio Cassette</li> <li>Television</li> <li>Landline Telephone</li> <li>Cellular Phone</li> <li>Washing Machine</li> <li>Refrigerator/Freezer</li> <li>CD/VCD/DVD Player</li> <li>Component/Karaoke</li> <li>Personal Computer</li> </ol>
<p><b>H3. FUEL FOR LIGHTING?</b></p> <p>What kind of fuel does this household use for lighting?</p> <ol style="list-style-type: none"> <li>Electricity</li> <li>Kerosene (Gaas)</li> <li>Liquefied Petroleum Gas (LPG)</li> <li>Oil (Vegetable, Animal, etc.)</li> <li>Others, specify _____</li> <li>None</li> </ol>		